

Anritsu envision : ensure


Network Master™ Series

Network Master Flex MT1100A

10G Multirate Module MU110010A

100G Multirate Module MU110011A

40/100G Advanced Module MU110013A



4TECT

ООО «4TECT»

Телефон: +7 (499) 685-4444

info@4test.ru

www.4test.ru

Network Master Flex MT1100A Overview

Transport Tester for Evolving (Advancing) Networks

Versatile Support up to 100 Gbps plus High Work Efficiency at R&D and Mass-Production Manufacturing


Today's core and metro communications networks are implementing 100 GigE and OTN technologies rapidly to provide sufficient bandwidth supporting the explosive increase in mobile communications data. These high-bit-rate networks demand very high reliability due to the large data volumes and variety of client signals in use. Consequently, every stage from R&D through to manufacturing, installation, and maintenance, requires precision testing and verification of network equipment and transport devices.

The all-in-one Network Master Flex MT1100A supports the communications network technologies. Selecting and installing up to two modules from a range of three module options supports all-in-one R&D, manufacturing, installation and maintenance tests of network and transport equipment operating at bit rates from 1.5 Mbps to 100 Gbps. The large, 12.1-inch color LCD touch panel with easy-to-use GUI plus remote operation of a full range of test functions over an Internet connection greatly improves test efficiency and helps cut costs.

| Key Benefits and Features: | Key Applications: |
|---|--|
| <ul style="list-style-type: none"> All-in-one transport tester <ul style="list-style-type: none"> Supports testing from 1.5 Mbps to 100 Gbps Up to 4 ports at all rates Various interfaces for optical transceivers support: CFP, CFP2, CXP, QSFP28, QSFP+, SFP+, SFP Various interfaces for electrical support: CAUI, XLAUI, CAUI4 Easy and intuitive GUI WLAN*/Bluetooth*/LAN connectivity PDF, CSV and XML report generation for documenting test results Remote operation (VNC, Dedicated GUI software) Remote control (scripting, via Ethernet, WLAN, GPIB) Compact, lightweight design for maximum field portability High performance in small form factor Modular platform ensuring maximum return on investment | <ul style="list-style-type: none"> Core and metro networks installation and maintenance OTN up to OTU4 including mapping of Ethernet, CPRI, Fibre Channel and SDH/SONET client signals, multistage mapping and FEC (Forward Error Correction) also supporting O.182 Poisson error addition Testing and verification of OTN functions <ul style="list-style-type: none"> ODU0, ODU2e, ODU3e1, ODU3e2, ODU4, ODUflex Carrier Class Ethernet installation and troubleshooting <ul style="list-style-type: none"> Ethernet testing up to 100 Gbps including RFC 2544, Y.1564 and RFC 6349 (Up to 10 Gbps) 100GBASE-SR4 RS-FEC Ethernet OAM MPLS-TP and PBB IP Channel Statistics (up to 10 Gbps) Frame capture for advanced troubleshooting Mobile Fronthaul and backhaul installation and verification <ul style="list-style-type: none"> eCPRI/RoE (IEEE1914.3)/CPRI/OBSAI Synchronous Ethernet testing up to 10 Gbps TCP Throughput testing with RFC 6349 or iperf Powerful Storage Area Networking (SAN) testing <ul style="list-style-type: none"> Fibre Channel up to 10 Gbps Quick and easy testing of SDH/SONET and PDH/DSn networks <ul style="list-style-type: none"> SDH/SONET (STM-1 to 256/OC-3 to 768) PDH/DSn (E1, E3, E4, DS1, DS3) |

*1: Available for certified countries and regions including USA, Canada, Japan and EU countries. Please visit the Anritsu web site for updated information. The Bluetooth® mark and logos are owned by Bluetooth SIG, Inc. and are used by Anritsu under license.

Connector Panel Overview




- 1 Unit Sync. Input (for future use)
- 2 Unit Sync. Output (for future use)
- 3 Audio (3.5ø: CTIA Standard)
- 4 AUX (for G0325A, GPS receiver)
- 5 External Clock Input
- 6 USB Mini-B
- 7 USB A
- 8 USB A
- 9 Ethernet Service Interface

Measurement Modules


Transport Tester for Evolving (Advancing) Networks

10G Multirate Module MU110010A




- 1 Tx Reference Clock Output
- 2 Port1, Tx Mini-bantam (DS1)
- 3 Port1, Tx BNC (E1, E3, E4, DS3, STM-1e, STS-3)
- 4 Port1, Rx Mini-bantam (DS1)
- 5 Port1, Rx BNC (E1, E3, E4, DS3, STM-1e, STS-3)
- 6 Port2, Tx Mini-bantam (DS1)
- 7 Port2, Tx BNC (E1, E3, E4, DS3, STM-1e, STS-3)
- 8 Port2, Rx Mini-bantam (DS1)
- 9 Port2, Rx BNC (E1, E3, E4, DS3, STM-1e, STS-3)
- 10 Port1, Tx/Rx RJ48 (E1 balanced)
- 11 Port2, Tx/Rx RJ48 (E1 balanced)
- 12 Port1, Tx/Rx SFP/SFP+ (OTN, Ethernet, eCPRI/RoE/CPRI/OBSAI, Fibre Channel, SDH/SONET optical)
- 13 Port2, Tx/Rx SFP/SFP+ (OTN, Ethernet, eCPRI/RoE/CPRI/OBSAI, Fibre Channel, SDH/SONET optical)
- 14 Port1, Tx/Rx RJ45 (Ethernet, eCPRI/RoE electrical)
- 15 Port2, Tx/Rx RJ45 (Ethernet, eCPRI/RoE electrical)

100G Multirate Module MU110011A



- 16 Port1, Tx/Rx RJ45 (Ethernet, eCPRI/RoE electrical)
- 17 Port2, Tx/Rx RJ45 (Ethernet, eCPRI/RoE electrical)
- 18 Tx Reference Clock Output
- 19 AUX Input (for future use)
- 20 Tx/Rx CFP (OTN, Ethernet, eCPRI/RoE, SDH/SONET optical)
- 21 Port1, Tx/Rx QSFP+ (OTN, Ethernet, eCPRI/RoE optical)
- 22 Port2, Tx/Rx QSFP+ (OTN, Ethernet, eCPRI/RoE optical)
- 23 Port1, Tx/Rx SFP/SFP+ (OTN, Ethernet, eCPRI/RoE/CPRI/OBSAI, Fibre Channel, SDH/SONET optical)
- 24 Port2, Tx/Rx SFP/SFP+ (OTN, Ethernet, eCPRI/RoE/CPRI/OBSAI, Fibre Channel, SDH/SONET optical)
- 25 Act, Link Indicators

40/100G Advanced Module MU110013A



- 26 Port1, CFP2 Sync. Clock Output
- 27 Port2, CFP2 Sync. Clock Output
- 28 Tx Reference Clock Output
- 29 AUX Input (for future use)
- 30 Port1, Tx/Rx CFP2 (OTN, Ethernet, eCPRI/RoE optical)
- 31 Port1, Tx/Rx CXP (Ethernet, eCPRI/RoE optical)
- 32 Port1, Tx/Rx QSFP+ (OTN Ethernet, eCPRI/RoE optical)
- 33 Port2, Tx/Rx CFP2 (OTN, Ethernet, eCPRI/RoE optical)
- 34 Port2, Tx/Rx CXP (Ethernet, eCPRI/RoE optical)
- 35 Port2, Tx/Rx QSFP+ (OTN Ethernet, eCPRI/RoE optical)
- 36 Act, Link Indicators

Mainframe/Power Modules Specifications

Network Master Flex MT1100A Mainframe

| | |
|---------------------|---|
| User Interfaces | |
| Display | 12.1-inch active matrix TFT display (800 × 600 pixels) and touch screen |
| Supported Languages | English, Chinese, Japanese, French, Russian, Spanish, Finnish, Korean, German |

| | |
|----------------------|--|
| Service Interfaces | |
| USB Interface | MT1100A operates as host: USB 2.0 type A (2 ports) MT1100A operates as device: USB 2.0 type Mini-B (1 port) |
| Ethernet Interface | Ethernet 10M/100M/1000M, Connector: RJ45 |
| WLAN Interface* | IEEE 802.11 b/g/n |
| Bluetooth Interface* | Bluetooth 2.1 + EDR |

*: Available for certified countries and regions including USA, Canada, Japan and EU countries. Please visit the Anritsu web site for updated information.

| | |
|-----------------------------|--|
| Other Interfaces | |
| Unit synchronization Input | (Not used) |
| Unit Synchronization Output | (Not used) |
| Audio Interface | For connection of CTIA Standard head set Connector: 3.5-mm diameter jack |
| AUX Connector | For connection of G0325A GPS receiver |
| Built-in Loudspeaker | Monitors speech of voice channel Output level: user-controlled from user Interface |
| Ext. Clock Input | For connection of external clock signals: • SETS (E1: 2.048 Mbps), BITS (DS1: 1.544 Mbps), or 2.048 MHz TTL signal in accordance with ITU-T G.703, 10 MHz Connector: BNC |

| | | |
|---------------------|--|------------------------------------|
| Miscellaneous | | |
| Dimensions and Mass | 320 (W) × 225 (H) × 46 (D) mm (excluding projections), ≤2.5 kg | |
| Environmental | Temperature and Humidity • Operating: 0° to +40°C, ≤80% RH (non-condensing) • Storage: -20° to +60°C, ≤80% RH (non-condensing) | |
| CE | EMC | 2014/30/EU, EN61326-1, EN61000-3-2 |
| | LVD | 2014/35/EU, EN61010-1 |
| | RoHS | 2011/65/EU, EN50581 |

Battery and AC Power Supply Module MU110001A

| | | |
|---------------------|--|------------------------------------|
| Battery | 14.4 V rechargeable and replaceable intelligent Li-ion battery Operation time: 1 hour (typ.) (with MU110011A, 100 Gbps Ethernet operation) Charging time: 6 hours (typ.) (25°C) Remaining capacity indication:% | |
| Power Supply | 100 V(ac) to 240 V(ac), 50 Hz/60 Hz 380 VA (max.) | |
| Dimensions and Mass | 320 (W) × 225 (H) × 82 (D) mm (excluding projections), ≤3.0 kg (without battery) | |
| Environmental | Temperature and Humidity • Operating: 0° to +40°C, ≤80% RH (non-condensing) • Storage: -20° to +60°C, ≤80% RH (non-condensing, without battery) -20° to +50°C, ≤80% RH (non-condensing, with battery) | |
| Module Combination | 1 module: Un limited 2 modules: MU110010A + MU110010A MU110010A + MU110011A MU110010A + MU110013A | |
| CE | EMC | 2014/30/EU, EN61326-1, EN61000-3-2 |
| | LVD | 2014/35/EU, EN61010-1 |
| | RoHS | 2011/65/EU, EN50581 |

AC only High Power Supply Module MU110002A

| | | |
|---------------------|--|------------------------------------|
| Power Supply | 100 V(ac) to 240 V(ac), 50 Hz/60 Hz 700 VA (max.) | |
| Dimensions and Mass | 320 (W) × 225 (H) × 72 (D) mm (excluding projections), ≤3.0 kg | |
| Environmental | Temperature and Humidity • Operating: 0° to +40°C, ≤80% RH (non-condensing) • Storage: -20° to +60°C, ≤80% RH (non-condensing) | |
| CE | EMC | 2014/30/EU, EN61326-1, EN61000-3-2 |
| | LVD | 2014/35/EU, EN61010-1 |
| | RoHS | 2011/65/EU, EN50581 |

Measurement Modules Specifications

10G Multirate Module MU110010A

| Test Port/Reference Standard | SFP/SFP+: 2 ports • SFF-8431, SFF-8472 compliant, IEEE 802.3ae-2002, IEEE 802.3-2008 compliant RJ45: 2 ports • IEEE 802.3-2008 10BASE-T, 100BASE-TX, 1000BASE-T compliant • Auto MDI-X • 10 Mbps/100 Mbps full/half duplex, 1000 Mbps full duplex BNC: 2 ports • ITU-T G.703 compliant RJ48: 2 ports • ITU-T G.703 compliant RTT Bantam: 2 ports • ANSI DS1.102 compliant | | | | | | | | | | | | | | | | | | | | | | | | | | | | | | | | | | | | | | | | | | | | | | | | | | | | | | | | | | | | | | | | | | | | | | | | | | | | | | | | | | | | | | | | | | | | | | | | | | | | | | | | | | | | | | | | | | | | | | | | | | | | | | | |
|------------------------------|--|------------------------------------|----------|----------|------------|----------|-----------|------|------------|----------|------|------------|-----------|------|------------|----------|-----|-------------|-----------|-----|------------|--------------|------|------------|-------------|-----|-------------|-------------|-----|--------------|--------------|-----|---------------|--------------|------|------|------------------|-----|------|------------------|------|-------|------------------|------|-------|------------------|------|-------|------------------|------|-------|------------------|------|------|-------------|-----|------|------------|-----|------|-----------|-----|------|----------|------|-------|---------------|------|--|--|--|----------|----------|------------|----|------------|-----------|----|-------------|-----|----|--------------|-----|-----|------------|------------|-----|-------------|-----|--------------|-------------|-----|--------------|--------------|-----|--------------|----------------|-----|--------------|----------------|-----------|--------------|----------------|-----------|--------------|----------------|------|--------------|----------------|------|--------------|----------------|------|--------------|-----------------|------|----------|------------|-----|----------|--------------|-----------|----------|--------------|-----------|----------|--------------|------|
| Bit Rate*1 | <table border="1"> <thead> <tr> <th>Standard</th> <th>Bit Rate</th> <th>Interfaces</th> </tr> </thead> <tbody> <tr><td>10BASE-T</td><td>12.5 Mbps</td><td>RJ45</td></tr> <tr><td>100BASE-TX</td><td>125 Mbps</td><td>RJ45</td></tr> <tr><td>1000BASE-T</td><td>1.25 Gbps</td><td>RJ45</td></tr> <tr><td>100BASE-XX</td><td>125 Mbps</td><td>SFP</td></tr> <tr><td>1000BASE-XX</td><td>1.25 Gbps</td><td>SFP</td></tr> <tr><td>10GBASE-XX</td><td>10.3125 Gbps</td><td>SFP+</td></tr> <tr><td>STM-1/OC-3</td><td>155.52 Mbps</td><td>SFP</td></tr> <tr><td>STM-4/OC-12</td><td>622.08 Mbps</td><td>SFP</td></tr> <tr><td>STM-16/OC-48</td><td>2.48832 Gbps</td><td>SFP</td></tr> <tr><td>STM-64/OC-192</td><td>9.95328 Gbps</td><td>SFP+</td></tr> <tr><td>OTU1</td><td>2.666057143 Gbps</td><td>SFP</td></tr> <tr><td>OTU2</td><td>10.70922532 Gbps</td><td>SFP+</td></tr> <tr><td>OTU1e</td><td>11.04910714 Gbps</td><td>SFP+</td></tr> <tr><td>OTU2e</td><td>11.09572785 Gbps</td><td>SFP+</td></tr> <tr><td>OTU1f</td><td>11.27008929 Gbps</td><td>SFP+</td></tr> <tr><td>OTU2f</td><td>11.31764241 Gbps</td><td>SFP+</td></tr> <tr><td>1GFC</td><td>1.0625 Gbps</td><td>SFP</td></tr> <tr><td>2GFC</td><td>2.125 Gbps</td><td>SFP</td></tr> <tr><td>4GFC</td><td>4.25 Gbps</td><td>SFP</td></tr> <tr><td>8GFC</td><td>8.5 Gbps</td><td>SFP+</td></tr> <tr><td>10GFC</td><td>10.51875 Gbps</td><td>SFP+</td></tr> </tbody> </table> | | Standard | Bit Rate | Interfaces | 10BASE-T | 12.5 Mbps | RJ45 | 100BASE-TX | 125 Mbps | RJ45 | 1000BASE-T | 1.25 Gbps | RJ45 | 100BASE-XX | 125 Mbps | SFP | 1000BASE-XX | 1.25 Gbps | SFP | 10GBASE-XX | 10.3125 Gbps | SFP+ | STM-1/OC-3 | 155.52 Mbps | SFP | STM-4/OC-12 | 622.08 Mbps | SFP | STM-16/OC-48 | 2.48832 Gbps | SFP | STM-64/OC-192 | 9.95328 Gbps | SFP+ | OTU1 | 2.666057143 Gbps | SFP | OTU2 | 10.70922532 Gbps | SFP+ | OTU1e | 11.04910714 Gbps | SFP+ | OTU2e | 11.09572785 Gbps | SFP+ | OTU1f | 11.27008929 Gbps | SFP+ | OTU2f | 11.31764241 Gbps | SFP+ | 1GFC | 1.0625 Gbps | SFP | 2GFC | 2.125 Gbps | SFP | 4GFC | 4.25 Gbps | SFP | 8GFC | 8.5 Gbps | SFP+ | 10GFC | 10.51875 Gbps | SFP+ | <table border="1"> <thead> <tr> <th>Standard</th> <th>Bit Rate</th> <th>Interfaces</th> </tr> </thead> <tbody> <tr><td>E1</td><td>2.048 Mbps</td><td>RJ48, BNC</td></tr> <tr><td>E3</td><td>34.368 Mbps</td><td>BNC</td></tr> <tr><td>E4</td><td>139.264 Mbps</td><td>BNC</td></tr> <tr><td>DS1</td><td>1.544 Mbps</td><td>RTT Bantam</td></tr> <tr><td>DS3</td><td>44.736 Mbps</td><td>BNC</td></tr> <tr><td>STM-1e/STS-3</td><td>155.52 Mbps</td><td>BNC</td></tr> <tr><td>CPRI Option1</td><td>614.4 Mbit/s</td><td>SFP</td></tr> <tr><td>CPRI Option2</td><td>1,228.8 Mbit/s</td><td>SFP</td></tr> <tr><td>CPRI Option3</td><td>2,457.6 Mbit/s</td><td>SFP, SFP+</td></tr> <tr><td>CPRI Option4</td><td>3,072.0 Mbit/s</td><td>SFP, SFP+</td></tr> <tr><td>CPRI Option5</td><td>4,915.2 Mbit/s</td><td>SFP+</td></tr> <tr><td>CPRI Option6</td><td>6,144.0 Mbit/s</td><td>SFP+</td></tr> <tr><td>CPRI Option7</td><td>9,830.4 Mbit/s</td><td>SFP+</td></tr> <tr><td>CPRI Option8</td><td>10,137.6 Mbit/s</td><td>SFP+</td></tr> <tr><td>OBSAI 1x</td><td>768 Mbit/s</td><td>SFP</td></tr> <tr><td>OBSAI 2x</td><td>1,536 Mbit/s</td><td>SFP, SFP+</td></tr> <tr><td>OBSAI 4x</td><td>3,072 Mbit/s</td><td>SFP, SFP+</td></tr> <tr><td>OBSAI 8x</td><td>6,144 Mbit/s</td><td>SFP+</td></tr> </tbody> </table> | | | Standard | Bit Rate | Interfaces | E1 | 2.048 Mbps | RJ48, BNC | E3 | 34.368 Mbps | BNC | E4 | 139.264 Mbps | BNC | DS1 | 1.544 Mbps | RTT Bantam | DS3 | 44.736 Mbps | BNC | STM-1e/STS-3 | 155.52 Mbps | BNC | CPRI Option1 | 614.4 Mbit/s | SFP | CPRI Option2 | 1,228.8 Mbit/s | SFP | CPRI Option3 | 2,457.6 Mbit/s | SFP, SFP+ | CPRI Option4 | 3,072.0 Mbit/s | SFP, SFP+ | CPRI Option5 | 4,915.2 Mbit/s | SFP+ | CPRI Option6 | 6,144.0 Mbit/s | SFP+ | CPRI Option7 | 9,830.4 Mbit/s | SFP+ | CPRI Option8 | 10,137.6 Mbit/s | SFP+ | OBSAI 1x | 768 Mbit/s | SFP | OBSAI 2x | 1,536 Mbit/s | SFP, SFP+ | OBSAI 4x | 3,072 Mbit/s | SFP, SFP+ | OBSAI 8x | 6,144 Mbit/s | SFP+ |
| Standard | Bit Rate | Interfaces | | | | | | | | | | | | | | | | | | | | | | | | | | | | | | | | | | | | | | | | | | | | | | | | | | | | | | | | | | | | | | | | | | | | | | | | | | | | | | | | | | | | | | | | | | | | | | | | | | | | | | | | | | | | | | | | | | | | | | | | | | | | | | |
| 10BASE-T | 12.5 Mbps | RJ45 | | | | | | | | | | | | | | | | | | | | | | | | | | | | | | | | | | | | | | | | | | | | | | | | | | | | | | | | | | | | | | | | | | | | | | | | | | | | | | | | | | | | | | | | | | | | | | | | | | | | | | | | | | | | | | | | | | | | | | | | | | | | | | |
| 100BASE-TX | 125 Mbps | RJ45 | | | | | | | | | | | | | | | | | | | | | | | | | | | | | | | | | | | | | | | | | | | | | | | | | | | | | | | | | | | | | | | | | | | | | | | | | | | | | | | | | | | | | | | | | | | | | | | | | | | | | | | | | | | | | | | | | | | | | | | | | | | | | | |
| 1000BASE-T | 1.25 Gbps | RJ45 | | | | | | | | | | | | | | | | | | | | | | | | | | | | | | | | | | | | | | | | | | | | | | | | | | | | | | | | | | | | | | | | | | | | | | | | | | | | | | | | | | | | | | | | | | | | | | | | | | | | | | | | | | | | | | | | | | | | | | | | | | | | | | |
| 100BASE-XX | 125 Mbps | SFP | | | | | | | | | | | | | | | | | | | | | | | | | | | | | | | | | | | | | | | | | | | | | | | | | | | | | | | | | | | | | | | | | | | | | | | | | | | | | | | | | | | | | | | | | | | | | | | | | | | | | | | | | | | | | | | | | | | | | | | | | | | | | | |
| 1000BASE-XX | 1.25 Gbps | SFP | | | | | | | | | | | | | | | | | | | | | | | | | | | | | | | | | | | | | | | | | | | | | | | | | | | | | | | | | | | | | | | | | | | | | | | | | | | | | | | | | | | | | | | | | | | | | | | | | | | | | | | | | | | | | | | | | | | | | | | | | | | | | | |
| 10GBASE-XX | 10.3125 Gbps | SFP+ | | | | | | | | | | | | | | | | | | | | | | | | | | | | | | | | | | | | | | | | | | | | | | | | | | | | | | | | | | | | | | | | | | | | | | | | | | | | | | | | | | | | | | | | | | | | | | | | | | | | | | | | | | | | | | | | | | | | | | | | | | | | | | |
| STM-1/OC-3 | 155.52 Mbps | SFP | | | | | | | | | | | | | | | | | | | | | | | | | | | | | | | | | | | | | | | | | | | | | | | | | | | | | | | | | | | | | | | | | | | | | | | | | | | | | | | | | | | | | | | | | | | | | | | | | | | | | | | | | | | | | | | | | | | | | | | | | | | | | | |
| STM-4/OC-12 | 622.08 Mbps | SFP | | | | | | | | | | | | | | | | | | | | | | | | | | | | | | | | | | | | | | | | | | | | | | | | | | | | | | | | | | | | | | | | | | | | | | | | | | | | | | | | | | | | | | | | | | | | | | | | | | | | | | | | | | | | | | | | | | | | | | | | | | | | | | |
| STM-16/OC-48 | 2.48832 Gbps | SFP | | | | | | | | | | | | | | | | | | | | | | | | | | | | | | | | | | | | | | | | | | | | | | | | | | | | | | | | | | | | | | | | | | | | | | | | | | | | | | | | | | | | | | | | | | | | | | | | | | | | | | | | | | | | | | | | | | | | | | | | | | | | | | |
| STM-64/OC-192 | 9.95328 Gbps | SFP+ | | | | | | | | | | | | | | | | | | | | | | | | | | | | | | | | | | | | | | | | | | | | | | | | | | | | | | | | | | | | | | | | | | | | | | | | | | | | | | | | | | | | | | | | | | | | | | | | | | | | | | | | | | | | | | | | | | | | | | | | | | | | | | |
| OTU1 | 2.666057143 Gbps | SFP | | | | | | | | | | | | | | | | | | | | | | | | | | | | | | | | | | | | | | | | | | | | | | | | | | | | | | | | | | | | | | | | | | | | | | | | | | | | | | | | | | | | | | | | | | | | | | | | | | | | | | | | | | | | | | | | | | | | | | | | | | | | | | |
| OTU2 | 10.70922532 Gbps | SFP+ | | | | | | | | | | | | | | | | | | | | | | | | | | | | | | | | | | | | | | | | | | | | | | | | | | | | | | | | | | | | | | | | | | | | | | | | | | | | | | | | | | | | | | | | | | | | | | | | | | | | | | | | | | | | | | | | | | | | | | | | | | | | | | |
| OTU1e | 11.04910714 Gbps | SFP+ | | | | | | | | | | | | | | | | | | | | | | | | | | | | | | | | | | | | | | | | | | | | | | | | | | | | | | | | | | | | | | | | | | | | | | | | | | | | | | | | | | | | | | | | | | | | | | | | | | | | | | | | | | | | | | | | | | | | | | | | | | | | | | |
| OTU2e | 11.09572785 Gbps | SFP+ | | | | | | | | | | | | | | | | | | | | | | | | | | | | | | | | | | | | | | | | | | | | | | | | | | | | | | | | | | | | | | | | | | | | | | | | | | | | | | | | | | | | | | | | | | | | | | | | | | | | | | | | | | | | | | | | | | | | | | | | | | | | | | |
| OTU1f | 11.27008929 Gbps | SFP+ | | | | | | | | | | | | | | | | | | | | | | | | | | | | | | | | | | | | | | | | | | | | | | | | | | | | | | | | | | | | | | | | | | | | | | | | | | | | | | | | | | | | | | | | | | | | | | | | | | | | | | | | | | | | | | | | | | | | | | | | | | | | | | |
| OTU2f | 11.31764241 Gbps | SFP+ | | | | | | | | | | | | | | | | | | | | | | | | | | | | | | | | | | | | | | | | | | | | | | | | | | | | | | | | | | | | | | | | | | | | | | | | | | | | | | | | | | | | | | | | | | | | | | | | | | | | | | | | | | | | | | | | | | | | | | | | | | | | | | |
| 1GFC | 1.0625 Gbps | SFP | | | | | | | | | | | | | | | | | | | | | | | | | | | | | | | | | | | | | | | | | | | | | | | | | | | | | | | | | | | | | | | | | | | | | | | | | | | | | | | | | | | | | | | | | | | | | | | | | | | | | | | | | | | | | | | | | | | | | | | | | | | | | | |
| 2GFC | 2.125 Gbps | SFP | | | | | | | | | | | | | | | | | | | | | | | | | | | | | | | | | | | | | | | | | | | | | | | | | | | | | | | | | | | | | | | | | | | | | | | | | | | | | | | | | | | | | | | | | | | | | | | | | | | | | | | | | | | | | | | | | | | | | | | | | | | | | | |
| 4GFC | 4.25 Gbps | SFP | | | | | | | | | | | | | | | | | | | | | | | | | | | | | | | | | | | | | | | | | | | | | | | | | | | | | | | | | | | | | | | | | | | | | | | | | | | | | | | | | | | | | | | | | | | | | | | | | | | | | | | | | | | | | | | | | | | | | | | | | | | | | | |
| 8GFC | 8.5 Gbps | SFP+ | | | | | | | | | | | | | | | | | | | | | | | | | | | | | | | | | | | | | | | | | | | | | | | | | | | | | | | | | | | | | | | | | | | | | | | | | | | | | | | | | | | | | | | | | | | | | | | | | | | | | | | | | | | | | | | | | | | | | | | | | | | | | | |
| 10GFC | 10.51875 Gbps | SFP+ | | | | | | | | | | | | | | | | | | | | | | | | | | | | | | | | | | | | | | | | | | | | | | | | | | | | | | | | | | | | | | | | | | | | | | | | | | | | | | | | | | | | | | | | | | | | | | | | | | | | | | | | | | | | | | | | | | | | | | | | | | | | | | |
| Standard | Bit Rate | Interfaces | | | | | | | | | | | | | | | | | | | | | | | | | | | | | | | | | | | | | | | | | | | | | | | | | | | | | | | | | | | | | | | | | | | | | | | | | | | | | | | | | | | | | | | | | | | | | | | | | | | | | | | | | | | | | | | | | | | | | | | | | | | | | | |
| E1 | 2.048 Mbps | RJ48, BNC | | | | | | | | | | | | | | | | | | | | | | | | | | | | | | | | | | | | | | | | | | | | | | | | | | | | | | | | | | | | | | | | | | | | | | | | | | | | | | | | | | | | | | | | | | | | | | | | | | | | | | | | | | | | | | | | | | | | | | | | | | | | | | |
| E3 | 34.368 Mbps | BNC | | | | | | | | | | | | | | | | | | | | | | | | | | | | | | | | | | | | | | | | | | | | | | | | | | | | | | | | | | | | | | | | | | | | | | | | | | | | | | | | | | | | | | | | | | | | | | | | | | | | | | | | | | | | | | | | | | | | | | | | | | | | | | |
| E4 | 139.264 Mbps | BNC | | | | | | | | | | | | | | | | | | | | | | | | | | | | | | | | | | | | | | | | | | | | | | | | | | | | | | | | | | | | | | | | | | | | | | | | | | | | | | | | | | | | | | | | | | | | | | | | | | | | | | | | | | | | | | | | | | | | | | | | | | | | | | |
| DS1 | 1.544 Mbps | RTT Bantam | | | | | | | | | | | | | | | | | | | | | | | | | | | | | | | | | | | | | | | | | | | | | | | | | | | | | | | | | | | | | | | | | | | | | | | | | | | | | | | | | | | | | | | | | | | | | | | | | | | | | | | | | | | | | | | | | | | | | | | | | | | | | | |
| DS3 | 44.736 Mbps | BNC | | | | | | | | | | | | | | | | | | | | | | | | | | | | | | | | | | | | | | | | | | | | | | | | | | | | | | | | | | | | | | | | | | | | | | | | | | | | | | | | | | | | | | | | | | | | | | | | | | | | | | | | | | | | | | | | | | | | | | | | | | | | | | |
| STM-1e/STS-3 | 155.52 Mbps | BNC | | | | | | | | | | | | | | | | | | | | | | | | | | | | | | | | | | | | | | | | | | | | | | | | | | | | | | | | | | | | | | | | | | | | | | | | | | | | | | | | | | | | | | | | | | | | | | | | | | | | | | | | | | | | | | | | | | | | | | | | | | | | | | |
| CPRI Option1 | 614.4 Mbit/s | SFP | | | | | | | | | | | | | | | | | | | | | | | | | | | | | | | | | | | | | | | | | | | | | | | | | | | | | | | | | | | | | | | | | | | | | | | | | | | | | | | | | | | | | | | | | | | | | | | | | | | | | | | | | | | | | | | | | | | | | | | | | | | | | | |
| CPRI Option2 | 1,228.8 Mbit/s | SFP | | | | | | | | | | | | | | | | | | | | | | | | | | | | | | | | | | | | | | | | | | | | | | | | | | | | | | | | | | | | | | | | | | | | | | | | | | | | | | | | | | | | | | | | | | | | | | | | | | | | | | | | | | | | | | | | | | | | | | | | | | | | | | |
| CPRI Option3 | 2,457.6 Mbit/s | SFP, SFP+ | | | | | | | | | | | | | | | | | | | | | | | | | | | | | | | | | | | | | | | | | | | | | | | | | | | | | | | | | | | | | | | | | | | | | | | | | | | | | | | | | | | | | | | | | | | | | | | | | | | | | | | | | | | | | | | | | | | | | | | | | | | | | | |
| CPRI Option4 | 3,072.0 Mbit/s | SFP, SFP+ | | | | | | | | | | | | | | | | | | | | | | | | | | | | | | | | | | | | | | | | | | | | | | | | | | | | | | | | | | | | | | | | | | | | | | | | | | | | | | | | | | | | | | | | | | | | | | | | | | | | | | | | | | | | | | | | | | | | | | | | | | | | | | |
| CPRI Option5 | 4,915.2 Mbit/s | SFP+ | | | | | | | | | | | | | | | | | | | | | | | | | | | | | | | | | | | | | | | | | | | | | | | | | | | | | | | | | | | | | | | | | | | | | | | | | | | | | | | | | | | | | | | | | | | | | | | | | | | | | | | | | | | | | | | | | | | | | | | | | | | | | | |
| CPRI Option6 | 6,144.0 Mbit/s | SFP+ | | | | | | | | | | | | | | | | | | | | | | | | | | | | | | | | | | | | | | | | | | | | | | | | | | | | | | | | | | | | | | | | | | | | | | | | | | | | | | | | | | | | | | | | | | | | | | | | | | | | | | | | | | | | | | | | | | | | | | | | | | | | | | |
| CPRI Option7 | 9,830.4 Mbit/s | SFP+ | | | | | | | | | | | | | | | | | | | | | | | | | | | | | | | | | | | | | | | | | | | | | | | | | | | | | | | | | | | | | | | | | | | | | | | | | | | | | | | | | | | | | | | | | | | | | | | | | | | | | | | | | | | | | | | | | | | | | | | | | | | | | | |
| CPRI Option8 | 10,137.6 Mbit/s | SFP+ | | | | | | | | | | | | | | | | | | | | | | | | | | | | | | | | | | | | | | | | | | | | | | | | | | | | | | | | | | | | | | | | | | | | | | | | | | | | | | | | | | | | | | | | | | | | | | | | | | | | | | | | | | | | | | | | | | | | | | | | | | | | | | |
| OBSAI 1x | 768 Mbit/s | SFP | | | | | | | | | | | | | | | | | | | | | | | | | | | | | | | | | | | | | | | | | | | | | | | | | | | | | | | | | | | | | | | | | | | | | | | | | | | | | | | | | | | | | | | | | | | | | | | | | | | | | | | | | | | | | | | | | | | | | | | | | | | | | | |
| OBSAI 2x | 1,536 Mbit/s | SFP, SFP+ | | | | | | | | | | | | | | | | | | | | | | | | | | | | | | | | | | | | | | | | | | | | | | | | | | | | | | | | | | | | | | | | | | | | | | | | | | | | | | | | | | | | | | | | | | | | | | | | | | | | | | | | | | | | | | | | | | | | | | | | | | | | | | |
| OBSAI 4x | 3,072 Mbit/s | SFP, SFP+ | | | | | | | | | | | | | | | | | | | | | | | | | | | | | | | | | | | | | | | | | | | | | | | | | | | | | | | | | | | | | | | | | | | | | | | | | | | | | | | | | | | | | | | | | | | | | | | | | | | | | | | | | | | | | | | | | | | | | | | | | | | | | | |
| OBSAI 8x | 6,144 Mbit/s | SFP+ | | | | | | | | | | | | | | | | | | | | | | | | | | | | | | | | | | | | | | | | | | | | | | | | | | | | | | | | | | | | | | | | | | | | | | | | | | | | | | | | | | | | | | | | | | | | | | | | | | | | | | | | | | | | | | | | | | | | | | | | | | | | | | |
| Tx Ref. Clock Output | Frequency : Selectable from 1/16, or 1/64 against the bit rate. (Available only when one of SFP ports is selected) Level : 250 mVp-p (min.), 550 mVp-p (max.) Termination : 50Ω/AC (Single ended) Connector : SMA | | | | | | | | | | | | | | | | | | | | | | | | | | | | | | | | | | | | | | | | | | | | | | | | | | | | | | | | | | | | | | | | | | | | | | | | | | | | | | | | | | | | | | | | | | | | | | | | | | | | | | | | | | | | | | | | | | | | | | | | | | | | | | | |
| Dimensions and Mass | 320 (W) × 225 (H) × 37 (D) mm, ≤1.4 kg | | | | | | | | | | | | | | | | | | | | | | | | | | | | | | | | | | | | | | | | | | | | | | | | | | | | | | | | | | | | | | | | | | | | | | | | | | | | | | | | | | | | | | | | | | | | | | | | | | | | | | | | | | | | | | | | | | | | | | | | | | | | | | | |
| Environmental | Temperature and Humidity • Operating : 0° to +40°C, ≤80% RH (non-condensing) • Storage : -20° to +60°C, ≤80% RH (non-condensing) | | | | | | | | | | | | | | | | | | | | | | | | | | | | | | | | | | | | | | | | | | | | | | | | | | | | | | | | | | | | | | | | | | | | | | | | | | | | | | | | | | | | | | | | | | | | | | | | | | | | | | | | | | | | | | | | | | | | | | | | | | | | | | | |
| CE | EMC | 2014/30/EU, EN61326-1, EN61000-3-2 | | | | | | | | | | | | | | | | | | | | | | | | | | | | | | | | | | | | | | | | | | | | | | | | | | | | | | | | | | | | | | | | | | | | | | | | | | | | | | | | | | | | | | | | | | | | | | | | | | | | | | | | | | | | | | | | | | | | | | | | | | | | | | |
| | LVD | 2014/35/EU, EN61010-1 | | | | | | | | | | | | | | | | | | | | | | | | | | | | | | | | | | | | | | | | | | | | | | | | | | | | | | | | | | | | | | | | | | | | | | | | | | | | | | | | | | | | | | | | | | | | | | | | | | | | | | | | | | | | | | | | | | | | | | | | | | | | | | |
| | RoHS | 2011/65/EU, EN50581 | | | | | | | | | | | | | | | | | | | | | | | | | | | | | | | | | | | | | | | | | | | | | | | | | | | | | | | | | | | | | | | | | | | | | | | | | | | | | | | | | | | | | | | | | | | | | | | | | | | | | | | | | | | | | | | | | | | | | | | | | | | | | | |
| Laser Safety*3 | IEC 60825-1: 2007 CLASS 1 21CFR1040.10 and 1040.11*2 | | | | | | | | | | | | | | | | | | | | | | | | | | | | | | | | | | | | | | | | | | | | | | | | | | | | | | | | | | | | | | | | | | | | | | | | | | | | | | | | | | | | | | | | | | | | | | | | | | | | | | | | | | | | | | | | | | | | | | | | | | | | | | | |

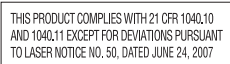
*1: The frequency accuracy depends on the accuracy of the MT1100A internal clock or the external clock of MT1100A.

Refer to the external interfaces in MT1100A specifications.

*2: Excludes deviations caused by conformance to Laser Notice No. 50 dated June 24, 2007

*3: Safety measures for laser products

This product complies with optical safety standards in 21CFR1040.10, 1040.11 and IEC 60825-1; the following descriptive labels are affixed to the product.



Measurement Modules Specifications

100G Multirate Module MU110011A

| Test Port/Reference Standard | CFP: 1 port • CFP MSA Hardware Specification, Rev. 1.4 compliant • CFP MSA Management Interface Specification V2.2 R06a compliant (Not supported to MSA 100GLH) • IEEE 802.3ba-2010 compliant QSFP+: 2 ports • SFF-8436, SFF-8472 compliant • IEEE 802.3ba-2010 compliant SFP/SFP+: 2 ports • SFF-8431, SFF-8472 compliant • IEEE 802.3ae-2002, IEEE 802.3-2008 compliant RJ45: 2 ports • IEEE 802.3-2008 10BASE-T, 100BASE-TX, 1000BASE-T compliant • Auto MDI-X • 10 Mbps/100 Mbps full/half duplex, 1000 Mbps full duplex | | | | | | | | | | | | | | | | | | | | | | | | | | | | | | | | | | | | | | | | | | | | | | | | | | | | | | | | | | | | | | | | | | | | | | | | | | | | | | | | | | | | | | | | | | | | | | | | | | | | | | | | | | | | | | | | | | | | | | | | | | | | | | | | | | | | | | | | | | | | | | |
|------------------------------|--|------------------------------------|----------|------------|----------|-----------|------|------------|------------|------|------------|-----------|------|------------|------------|-----|-------------|-----------|-----|------------|--------------|------|---------|-----------------------|------------|------------|------------|-----|----------|-------------------------|-----|------------|-------------|-----|-------------|-------------|-----|--------------|--------------|-----|---------------|--------------|------|----------------|-----------------------|-----|----------|---------------|-----|------|------------------|-----|------|------------------|------|-------|------------------|------|-------|------------------|------|-------|------------------|------|-------|------------------|------|------|---------------------------|------------|----------|------------------|-----|--|----------|----------|------------|--------|---------------------------|------------|----------|------------------|-----|--------|---------------------------|------------|----------|------------------|-----|------|----------------------------|-----|------|-------------|-----|------|------------|-----|------|-----------|-----|------|----------|------|-------|---------------|------|--------------|------------|-----|--------------|--------------|-----|--------------|--------------|-----------|--------------|--------------|-----------|--------------|--------------|------|--------------|--------------|------|--------------|--------------|------|--------------|---------------|------|----------|----------|-----|----------|------------|-----------|----------|------------|-----------|----------|------------|------|
| Bit Rate*1 | <table border="1"> <thead> <tr> <th>Standard</th> <th>Bit Rate</th> <th>Interfaces</th> </tr> </thead> <tbody> <tr><td>10BASE-T</td><td>12.5 Mbps</td><td>RJ45</td></tr> <tr><td>100BASE-TX</td><td>125.0 Mbps</td><td>RJ45</td></tr> <tr><td>1000BASE-T</td><td>1.25 Gbps</td><td>RJ45</td></tr> <tr><td>100BASE-XX</td><td>125.0 Mbps</td><td>SFP</td></tr> <tr><td>1000BASE-XX</td><td>1.25 Gbps</td><td>SFP</td></tr> <tr><td>10GBASE-XX</td><td>10.3125 Gbps</td><td>SFP+</td></tr> <tr><td>40 GigE</td><td>40.3125 Gbps × 4 Lane</td><td>CFP, QSFP+</td></tr> <tr><td>40GBASE-FR</td><td>41.25 Gbps</td><td>CFP</td></tr> <tr><td>100 GigE</td><td>100.3125 Gbps × 10 Lane</td><td>CFP</td></tr> <tr><td>STM-1/OC-3</td><td>155.52 Mbps</td><td>SFP</td></tr> <tr><td>STM-4/OC-12</td><td>622.08 Mbps</td><td>SFP</td></tr> <tr><td>STM-16/OC-48</td><td>2.48832 Gbps</td><td>SFP</td></tr> <tr><td>STM-64/OC-192</td><td>9.95328 Gbps</td><td>SFP+</td></tr> <tr><td>STM-256/OC-768</td><td>9.95328 Gbps × 4 Lane</td><td>CFP</td></tr> <tr><td>FR model</td><td>39.81312 Gbps</td><td>CFP</td></tr> <tr><td>OTU1</td><td>2.666057143 Gbps</td><td>SFP</td></tr> <tr><td>OTU2</td><td>10.70922532 Gbps</td><td>SFP+</td></tr> <tr><td>OTU1e</td><td>11.04910714 Gbps</td><td>SFP+</td></tr> <tr><td>OTU2e</td><td>11.09572785 Gbps</td><td>SFP+</td></tr> <tr><td>OTU1f</td><td>11.27008929 Gbps</td><td>SFP+</td></tr> <tr><td>OTU2f</td><td>11.31764241 Gbps</td><td>SFP+</td></tr> <tr><td>OTU3</td><td>10.75460339 Gbps × 4 Lane</td><td>CFP, QSFP+</td></tr> <tr><td>FR model</td><td>43.01841356 Gbps</td><td>CFP</td></tr> </tbody> </table> | Standard | Bit Rate | Interfaces | 10BASE-T | 12.5 Mbps | RJ45 | 100BASE-TX | 125.0 Mbps | RJ45 | 1000BASE-T | 1.25 Gbps | RJ45 | 100BASE-XX | 125.0 Mbps | SFP | 1000BASE-XX | 1.25 Gbps | SFP | 10GBASE-XX | 10.3125 Gbps | SFP+ | 40 GigE | 40.3125 Gbps × 4 Lane | CFP, QSFP+ | 40GBASE-FR | 41.25 Gbps | CFP | 100 GigE | 100.3125 Gbps × 10 Lane | CFP | STM-1/OC-3 | 155.52 Mbps | SFP | STM-4/OC-12 | 622.08 Mbps | SFP | STM-16/OC-48 | 2.48832 Gbps | SFP | STM-64/OC-192 | 9.95328 Gbps | SFP+ | STM-256/OC-768 | 9.95328 Gbps × 4 Lane | CFP | FR model | 39.81312 Gbps | CFP | OTU1 | 2.666057143 Gbps | SFP | OTU2 | 10.70922532 Gbps | SFP+ | OTU1e | 11.04910714 Gbps | SFP+ | OTU2e | 11.09572785 Gbps | SFP+ | OTU1f | 11.27008929 Gbps | SFP+ | OTU2f | 11.31764241 Gbps | SFP+ | OTU3 | 10.75460339 Gbps × 4 Lane | CFP, QSFP+ | FR model | 43.01841356 Gbps | CFP | <table border="1"> <thead> <tr> <th>Standard</th> <th>Bit Rate</th> <th>Interfaces</th> </tr> </thead> <tbody> <tr><td>OTU3e1</td><td>11.14274364 Gbps × 4 Lane</td><td>CFP, QSFP+</td></tr> <tr><td>FR model</td><td>44.57097456 Gbps</td><td>CFP</td></tr> <tr><td>OTU3e2</td><td>11.14583889 Gbps × 4 Lane</td><td>CFP, QSFP+</td></tr> <tr><td>FR model</td><td>44.58335556 Gbps</td><td>CFP</td></tr> <tr><td>OTU4</td><td>11.18099736 Gbps × 10 Lane</td><td>CFP</td></tr> <tr><td>1GFC</td><td>1.0625 Gbps</td><td>SFP</td></tr> <tr><td>2GFC</td><td>2.125 Gbps</td><td>SFP</td></tr> <tr><td>4GFC</td><td>4.25 Gbps</td><td>SFP</td></tr> <tr><td>8GFC</td><td>8.5 Gbps</td><td>SFP+</td></tr> <tr><td>10GFC</td><td>10.51875 Gbps</td><td>SFP+</td></tr> <tr><td>CPRI Option1</td><td>614.4 Mbps</td><td>SFP</td></tr> <tr><td>CPRI Option2</td><td>1,228.8 Mbps</td><td>SFP</td></tr> <tr><td>CPRI Option3</td><td>2,457.6 Mbps</td><td>SFP, SFP+</td></tr> <tr><td>CPRI Option4</td><td>3,072.0 Mbps</td><td>SFP, SFP+</td></tr> <tr><td>CPRI Option5</td><td>4,915.2 Mbps</td><td>SFP+</td></tr> <tr><td>CPRI Option6</td><td>6,144.0 Mbps</td><td>SFP+</td></tr> <tr><td>CPRI Option7</td><td>9,830.4 Mbps</td><td>SFP+</td></tr> <tr><td>CPRI Option8</td><td>10,137.6 Mbps</td><td>SFP+</td></tr> <tr><td>OBSAI 1x</td><td>768 Mbps</td><td>SFP</td></tr> <tr><td>OBSAI 2x</td><td>1,536 Mbps</td><td>SFP, SFP+</td></tr> <tr><td>OBSAI 4x</td><td>3,072 Mbps</td><td>SFP, SFP+</td></tr> <tr><td>OBSAI 8x</td><td>6,144 Mbps</td><td>SFP+</td></tr> </tbody> </table> | Standard | Bit Rate | Interfaces | OTU3e1 | 11.14274364 Gbps × 4 Lane | CFP, QSFP+ | FR model | 44.57097456 Gbps | CFP | OTU3e2 | 11.14583889 Gbps × 4 Lane | CFP, QSFP+ | FR model | 44.58335556 Gbps | CFP | OTU4 | 11.18099736 Gbps × 10 Lane | CFP | 1GFC | 1.0625 Gbps | SFP | 2GFC | 2.125 Gbps | SFP | 4GFC | 4.25 Gbps | SFP | 8GFC | 8.5 Gbps | SFP+ | 10GFC | 10.51875 Gbps | SFP+ | CPRI Option1 | 614.4 Mbps | SFP | CPRI Option2 | 1,228.8 Mbps | SFP | CPRI Option3 | 2,457.6 Mbps | SFP, SFP+ | CPRI Option4 | 3,072.0 Mbps | SFP, SFP+ | CPRI Option5 | 4,915.2 Mbps | SFP+ | CPRI Option6 | 6,144.0 Mbps | SFP+ | CPRI Option7 | 9,830.4 Mbps | SFP+ | CPRI Option8 | 10,137.6 Mbps | SFP+ | OBSAI 1x | 768 Mbps | SFP | OBSAI 2x | 1,536 Mbps | SFP, SFP+ | OBSAI 4x | 3,072 Mbps | SFP, SFP+ | OBSAI 8x | 6,144 Mbps | SFP+ |
| Standard | Bit Rate | Interfaces | | | | | | | | | | | | | | | | | | | | | | | | | | | | | | | | | | | | | | | | | | | | | | | | | | | | | | | | | | | | | | | | | | | | | | | | | | | | | | | | | | | | | | | | | | | | | | | | | | | | | | | | | | | | | | | | | | | | | | | | | | | | | | | | | | | | | | | | | | | | | |
| 10BASE-T | 12.5 Mbps | RJ45 | | | | | | | | | | | | | | | | | | | | | | | | | | | | | | | | | | | | | | | | | | | | | | | | | | | | | | | | | | | | | | | | | | | | | | | | | | | | | | | | | | | | | | | | | | | | | | | | | | | | | | | | | | | | | | | | | | | | | | | | | | | | | | | | | | | | | | | | | | | | | |
| 100BASE-TX | 125.0 Mbps | RJ45 | | | | | | | | | | | | | | | | | | | | | | | | | | | | | | | | | | | | | | | | | | | | | | | | | | | | | | | | | | | | | | | | | | | | | | | | | | | | | | | | | | | | | | | | | | | | | | | | | | | | | | | | | | | | | | | | | | | | | | | | | | | | | | | | | | | | | | | | | | | | | |
| 1000BASE-T | 1.25 Gbps | RJ45 | | | | | | | | | | | | | | | | | | | | | | | | | | | | | | | | | | | | | | | | | | | | | | | | | | | | | | | | | | | | | | | | | | | | | | | | | | | | | | | | | | | | | | | | | | | | | | | | | | | | | | | | | | | | | | | | | | | | | | | | | | | | | | | | | | | | | | | | | | | | | |
| 100BASE-XX | 125.0 Mbps | SFP | | | | | | | | | | | | | | | | | | | | | | | | | | | | | | | | | | | | | | | | | | | | | | | | | | | | | | | | | | | | | | | | | | | | | | | | | | | | | | | | | | | | | | | | | | | | | | | | | | | | | | | | | | | | | | | | | | | | | | | | | | | | | | | | | | | | | | | | | | | | | |
| 1000BASE-XX | 1.25 Gbps | SFP | | | | | | | | | | | | | | | | | | | | | | | | | | | | | | | | | | | | | | | | | | | | | | | | | | | | | | | | | | | | | | | | | | | | | | | | | | | | | | | | | | | | | | | | | | | | | | | | | | | | | | | | | | | | | | | | | | | | | | | | | | | | | | | | | | | | | | | | | | | | | |
| 10GBASE-XX | 10.3125 Gbps | SFP+ | | | | | | | | | | | | | | | | | | | | | | | | | | | | | | | | | | | | | | | | | | | | | | | | | | | | | | | | | | | | | | | | | | | | | | | | | | | | | | | | | | | | | | | | | | | | | | | | | | | | | | | | | | | | | | | | | | | | | | | | | | | | | | | | | | | | | | | | | | | | | |
| 40 GigE | 40.3125 Gbps × 4 Lane | CFP, QSFP+ | | | | | | | | | | | | | | | | | | | | | | | | | | | | | | | | | | | | | | | | | | | | | | | | | | | | | | | | | | | | | | | | | | | | | | | | | | | | | | | | | | | | | | | | | | | | | | | | | | | | | | | | | | | | | | | | | | | | | | | | | | | | | | | | | | | | | | | | | | | | | |
| 40GBASE-FR | 41.25 Gbps | CFP | | | | | | | | | | | | | | | | | | | | | | | | | | | | | | | | | | | | | | | | | | | | | | | | | | | | | | | | | | | | | | | | | | | | | | | | | | | | | | | | | | | | | | | | | | | | | | | | | | | | | | | | | | | | | | | | | | | | | | | | | | | | | | | | | | | | | | | | | | | | | |
| 100 GigE | 100.3125 Gbps × 10 Lane | CFP | | | | | | | | | | | | | | | | | | | | | | | | | | | | | | | | | | | | | | | | | | | | | | | | | | | | | | | | | | | | | | | | | | | | | | | | | | | | | | | | | | | | | | | | | | | | | | | | | | | | | | | | | | | | | | | | | | | | | | | | | | | | | | | | | | | | | | | | | | | | | |
| STM-1/OC-3 | 155.52 Mbps | SFP | | | | | | | | | | | | | | | | | | | | | | | | | | | | | | | | | | | | | | | | | | | | | | | | | | | | | | | | | | | | | | | | | | | | | | | | | | | | | | | | | | | | | | | | | | | | | | | | | | | | | | | | | | | | | | | | | | | | | | | | | | | | | | | | | | | | | | | | | | | | | |
| STM-4/OC-12 | 622.08 Mbps | SFP | | | | | | | | | | | | | | | | | | | | | | | | | | | | | | | | | | | | | | | | | | | | | | | | | | | | | | | | | | | | | | | | | | | | | | | | | | | | | | | | | | | | | | | | | | | | | | | | | | | | | | | | | | | | | | | | | | | | | | | | | | | | | | | | | | | | | | | | | | | | | |
| STM-16/OC-48 | 2.48832 Gbps | SFP | | | | | | | | | | | | | | | | | | | | | | | | | | | | | | | | | | | | | | | | | | | | | | | | | | | | | | | | | | | | | | | | | | | | | | | | | | | | | | | | | | | | | | | | | | | | | | | | | | | | | | | | | | | | | | | | | | | | | | | | | | | | | | | | | | | | | | | | | | | | | |
| STM-64/OC-192 | 9.95328 Gbps | SFP+ | | | | | | | | | | | | | | | | | | | | | | | | | | | | | | | | | | | | | | | | | | | | | | | | | | | | | | | | | | | | | | | | | | | | | | | | | | | | | | | | | | | | | | | | | | | | | | | | | | | | | | | | | | | | | | | | | | | | | | | | | | | | | | | | | | | | | | | | | | | | | |
| STM-256/OC-768 | 9.95328 Gbps × 4 Lane | CFP | | | | | | | | | | | | | | | | | | | | | | | | | | | | | | | | | | | | | | | | | | | | | | | | | | | | | | | | | | | | | | | | | | | | | | | | | | | | | | | | | | | | | | | | | | | | | | | | | | | | | | | | | | | | | | | | | | | | | | | | | | | | | | | | | | | | | | | | | | | | | |
| FR model | 39.81312 Gbps | CFP | | | | | | | | | | | | | | | | | | | | | | | | | | | | | | | | | | | | | | | | | | | | | | | | | | | | | | | | | | | | | | | | | | | | | | | | | | | | | | | | | | | | | | | | | | | | | | | | | | | | | | | | | | | | | | | | | | | | | | | | | | | | | | | | | | | | | | | | | | | | | |
| OTU1 | 2.666057143 Gbps | SFP | | | | | | | | | | | | | | | | | | | | | | | | | | | | | | | | | | | | | | | | | | | | | | | | | | | | | | | | | | | | | | | | | | | | | | | | | | | | | | | | | | | | | | | | | | | | | | | | | | | | | | | | | | | | | | | | | | | | | | | | | | | | | | | | | | | | | | | | | | | | | |
| OTU2 | 10.70922532 Gbps | SFP+ | | | | | | | | | | | | | | | | | | | | | | | | | | | | | | | | | | | | | | | | | | | | | | | | | | | | | | | | | | | | | | | | | | | | | | | | | | | | | | | | | | | | | | | | | | | | | | | | | | | | | | | | | | | | | | | | | | | | | | | | | | | | | | | | | | | | | | | | | | | | | |
| OTU1e | 11.04910714 Gbps | SFP+ | | | | | | | | | | | | | | | | | | | | | | | | | | | | | | | | | | | | | | | | | | | | | | | | | | | | | | | | | | | | | | | | | | | | | | | | | | | | | | | | | | | | | | | | | | | | | | | | | | | | | | | | | | | | | | | | | | | | | | | | | | | | | | | | | | | | | | | | | | | | | |
| OTU2e | 11.09572785 Gbps | SFP+ | | | | | | | | | | | | | | | | | | | | | | | | | | | | | | | | | | | | | | | | | | | | | | | | | | | | | | | | | | | | | | | | | | | | | | | | | | | | | | | | | | | | | | | | | | | | | | | | | | | | | | | | | | | | | | | | | | | | | | | | | | | | | | | | | | | | | | | | | | | | | |
| OTU1f | 11.27008929 Gbps | SFP+ | | | | | | | | | | | | | | | | | | | | | | | | | | | | | | | | | | | | | | | | | | | | | | | | | | | | | | | | | | | | | | | | | | | | | | | | | | | | | | | | | | | | | | | | | | | | | | | | | | | | | | | | | | | | | | | | | | | | | | | | | | | | | | | | | | | | | | | | | | | | | |
| OTU2f | 11.31764241 Gbps | SFP+ | | | | | | | | | | | | | | | | | | | | | | | | | | | | | | | | | | | | | | | | | | | | | | | | | | | | | | | | | | | | | | | | | | | | | | | | | | | | | | | | | | | | | | | | | | | | | | | | | | | | | | | | | | | | | | | | | | | | | | | | | | | | | | | | | | | | | | | | | | | | | |
| OTU3 | 10.75460339 Gbps × 4 Lane | CFP, QSFP+ | | | | | | | | | | | | | | | | | | | | | | | | | | | | | | | | | | | | | | | | | | | | | | | | | | | | | | | | | | | | | | | | | | | | | | | | | | | | | | | | | | | | | | | | | | | | | | | | | | | | | | | | | | | | | | | | | | | | | | | | | | | | | | | | | | | | | | | | | | | | | |
| FR model | 43.01841356 Gbps | CFP | | | | | | | | | | | | | | | | | | | | | | | | | | | | | | | | | | | | | | | | | | | | | | | | | | | | | | | | | | | | | | | | | | | | | | | | | | | | | | | | | | | | | | | | | | | | | | | | | | | | | | | | | | | | | | | | | | | | | | | | | | | | | | | | | | | | | | | | | | | | | |
| Standard | Bit Rate | Interfaces | | | | | | | | | | | | | | | | | | | | | | | | | | | | | | | | | | | | | | | | | | | | | | | | | | | | | | | | | | | | | | | | | | | | | | | | | | | | | | | | | | | | | | | | | | | | | | | | | | | | | | | | | | | | | | | | | | | | | | | | | | | | | | | | | | | | | | | | | | | | | |
| OTU3e1 | 11.14274364 Gbps × 4 Lane | CFP, QSFP+ | | | | | | | | | | | | | | | | | | | | | | | | | | | | | | | | | | | | | | | | | | | | | | | | | | | | | | | | | | | | | | | | | | | | | | | | | | | | | | | | | | | | | | | | | | | | | | | | | | | | | | | | | | | | | | | | | | | | | | | | | | | | | | | | | | | | | | | | | | | | | |
| FR model | 44.57097456 Gbps | CFP | | | | | | | | | | | | | | | | | | | | | | | | | | | | | | | | | | | | | | | | | | | | | | | | | | | | | | | | | | | | | | | | | | | | | | | | | | | | | | | | | | | | | | | | | | | | | | | | | | | | | | | | | | | | | | | | | | | | | | | | | | | | | | | | | | | | | | | | | | | | | |
| OTU3e2 | 11.14583889 Gbps × 4 Lane | CFP, QSFP+ | | | | | | | | | | | | | | | | | | | | | | | | | | | | | | | | | | | | | | | | | | | | | | | | | | | | | | | | | | | | | | | | | | | | | | | | | | | | | | | | | | | | | | | | | | | | | | | | | | | | | | | | | | | | | | | | | | | | | | | | | | | | | | | | | | | | | | | | | | | | | |
| FR model | 44.58335556 Gbps | CFP | | | | | | | | | | | | | | | | | | | | | | | | | | | | | | | | | | | | | | | | | | | | | | | | | | | | | | | | | | | | | | | | | | | | | | | | | | | | | | | | | | | | | | | | | | | | | | | | | | | | | | | | | | | | | | | | | | | | | | | | | | | | | | | | | | | | | | | | | | | | | |
| OTU4 | 11.18099736 Gbps × 10 Lane | CFP | | | | | | | | | | | | | | | | | | | | | | | | | | | | | | | | | | | | | | | | | | | | | | | | | | | | | | | | | | | | | | | | | | | | | | | | | | | | | | | | | | | | | | | | | | | | | | | | | | | | | | | | | | | | | | | | | | | | | | | | | | | | | | | | | | | | | | | | | | | | | |
| 1GFC | 1.0625 Gbps | SFP | | | | | | | | | | | | | | | | | | | | | | | | | | | | | | | | | | | | | | | | | | | | | | | | | | | | | | | | | | | | | | | | | | | | | | | | | | | | | | | | | | | | | | | | | | | | | | | | | | | | | | | | | | | | | | | | | | | | | | | | | | | | | | | | | | | | | | | | | | | | | |
| 2GFC | 2.125 Gbps | SFP | | | | | | | | | | | | | | | | | | | | | | | | | | | | | | | | | | | | | | | | | | | | | | | | | | | | | | | | | | | | | | | | | | | | | | | | | | | | | | | | | | | | | | | | | | | | | | | | | | | | | | | | | | | | | | | | | | | | | | | | | | | | | | | | | | | | | | | | | | | | | |
| 4GFC | 4.25 Gbps | SFP | | | | | | | | | | | | | | | | | | | | | | | | | | | | | | | | | | | | | | | | | | | | | | | | | | | | | | | | | | | | | | | | | | | | | | | | | | | | | | | | | | | | | | | | | | | | | | | | | | | | | | | | | | | | | | | | | | | | | | | | | | | | | | | | | | | | | | | | | | | | | |
| 8GFC | 8.5 Gbps | SFP+ | | | | | | | | | | | | | | | | | | | | | | | | | | | | | | | | | | | | | | | | | | | | | | | | | | | | | | | | | | | | | | | | | | | | | | | | | | | | | | | | | | | | | | | | | | | | | | | | | | | | | | | | | | | | | | | | | | | | | | | | | | | | | | | | | | | | | | | | | | | | | |
| 10GFC | 10.51875 Gbps | SFP+ | | | | | | | | | | | | | | | | | | | | | | | | | | | | | | | | | | | | | | | | | | | | | | | | | | | | | | | | | | | | | | | | | | | | | | | | | | | | | | | | | | | | | | | | | | | | | | | | | | | | | | | | | | | | | | | | | | | | | | | | | | | | | | | | | | | | | | | | | | | | | |
| CPRI Option1 | 614.4 Mbps | SFP | | | | | | | | | | | | | | | | | | | | | | | | | | | | | | | | | | | | | | | | | | | | | | | | | | | | | | | | | | | | | | | | | | | | | | | | | | | | | | | | | | | | | | | | | | | | | | | | | | | | | | | | | | | | | | | | | | | | | | | | | | | | | | | | | | | | | | | | | | | | | |
| CPRI Option2 | 1,228.8 Mbps | SFP | | | | | | | | | | | | | | | | | | | | | | | | | | | | | | | | | | | | | | | | | | | | | | | | | | | | | | | | | | | | | | | | | | | | | | | | | | | | | | | | | | | | | | | | | | | | | | | | | | | | | | | | | | | | | | | | | | | | | | | | | | | | | | | | | | | | | | | | | | | | | |
| CPRI Option3 | 2,457.6 Mbps | SFP, SFP+ | | | | | | | | | | | | | | | | | | | | | | | | | | | | | | | | | | | | | | | | | | | | | | | | | | | | | | | | | | | | | | | | | | | | | | | | | | | | | | | | | | | | | | | | | | | | | | | | | | | | | | | | | | | | | | | | | | | | | | | | | | | | | | | | | | | | | | | | | | | | | |
| CPRI Option4 | 3,072.0 Mbps | SFP, SFP+ | | | | | | | | | | | | | | | | | | | | | | | | | | | | | | | | | | | | | | | | | | | | | | | | | | | | | | | | | | | | | | | | | | | | | | | | | | | | | | | | | | | | | | | | | | | | | | | | | | | | | | | | | | | | | | | | | | | | | | | | | | | | | | | | | | | | | | | | | | | | | |
| CPRI Option5 | 4,915.2 Mbps | SFP+ | | | | | | | | | | | | | | | | | | | | | | | | | | | | | | | | | | | | | | | | | | | | | | | | | | | | | | | | | | | | | | | | | | | | | | | | | | | | | | | | | | | | | | | | | | | | | | | | | | | | | | | | | | | | | | | | | | | | | | | | | | | | | | | | | | | | | | | | | | | | | |
| CPRI Option6 | 6,144.0 Mbps | SFP+ | | | | | | | | | | | | | | | | | | | | | | | | | | | | | | | | | | | | | | | | | | | | | | | | | | | | | | | | | | | | | | | | | | | | | | | | | | | | | | | | | | | | | | | | | | | | | | | | | | | | | | | | | | | | | | | | | | | | | | | | | | | | | | | | | | | | | | | | | | | | | |
| CPRI Option7 | 9,830.4 Mbps | SFP+ | | | | | | | | | | | | | | | | | | | | | | | | | | | | | | | | | | | | | | | | | | | | | | | | | | | | | | | | | | | | | | | | | | | | | | | | | | | | | | | | | | | | | | | | | | | | | | | | | | | | | | | | | | | | | | | | | | | | | | | | | | | | | | | | | | | | | | | | | | | | | |
| CPRI Option8 | 10,137.6 Mbps | SFP+ | | | | | | | | | | | | | | | | | | | | | | | | | | | | | | | | | | | | | | | | | | | | | | | | | | | | | | | | | | | | | | | | | | | | | | | | | | | | | | | | | | | | | | | | | | | | | | | | | | | | | | | | | | | | | | | | | | | | | | | | | | | | | | | | | | | | | | | | | | | | | |
| OBSAI 1x | 768 Mbps | SFP | | | | | | | | | | | | | | | | | | | | | | | | | | | | | | | | | | | | | | | | | | | | | | | | | | | | | | | | | | | | | | | | | | | | | | | | | | | | | | | | | | | | | | | | | | | | | | | | | | | | | | | | | | | | | | | | | | | | | | | | | | | | | | | | | | | | | | | | | | | | | |
| OBSAI 2x | 1,536 Mbps | SFP, SFP+ | | | | | | | | | | | | | | | | | | | | | | | | | | | | | | | | | | | | | | | | | | | | | | | | | | | | | | | | | | | | | | | | | | | | | | | | | | | | | | | | | | | | | | | | | | | | | | | | | | | | | | | | | | | | | | | | | | | | | | | | | | | | | | | | | | | | | | | | | | | | | |
| OBSAI 4x | 3,072 Mbps | SFP, SFP+ | | | | | | | | | | | | | | | | | | | | | | | | | | | | | | | | | | | | | | | | | | | | | | | | | | | | | | | | | | | | | | | | | | | | | | | | | | | | | | | | | | | | | | | | | | | | | | | | | | | | | | | | | | | | | | | | | | | | | | | | | | | | | | | | | | | | | | | | | | | | | |
| OBSAI 8x | 6,144 Mbps | SFP+ | | | | | | | | | | | | | | | | | | | | | | | | | | | | | | | | | | | | | | | | | | | | | | | | | | | | | | | | | | | | | | | | | | | | | | | | | | | | | | | | | | | | | | | | | | | | | | | | | | | | | | | | | | | | | | | | | | | | | | | | | | | | | | | | | | | | | | | | | | | | | |
| Tx Ref. Clock Output | Frequency: Select 1/16 or 1/64 for bit rates of 10G or less. Select 1/16 or 1/64 for each lane rate for XLAUI and OTL3.4 of 40G. Select 1/16 or 1/64 for each lane rate for CAUI and OTL4.19 of 100G. (RJ45 port cannot be selected) Level: 250 mVp-p (min.), 550 mVp-p (max.) Termination: 50Ω/AC (Single ended) Connector: SMA | | | | | | | | | | | | | | | | | | | | | | | | | | | | | | | | | | | | | | | | | | | | | | | | | | | | | | | | | | | | | | | | | | | | | | | | | | | | | | | | | | | | | | | | | | | | | | | | | | | | | | | | | | | | | | | | | | | | | | | | | | | | | | | | | | | | | | | | | | | | | | |
| Dimensions and Mass | 320 (W) × 225 (H) × 60 (D) mm, ≤3.0 kg | | | | | | | | | | | | | | | | | | | | | | | | | | | | | | | | | | | | | | | | | | | | | | | | | | | | | | | | | | | | | | | | | | | | | | | | | | | | | | | | | | | | | | | | | | | | | | | | | | | | | | | | | | | | | | | | | | | | | | | | | | | | | | | | | | | | | | | | | | | | | | |
| Environmental | Temperature and Humidity • Operating : 0° to +40°C, ≤80% RH (non-condensing) • Storage : -20° to +60°C, ≤80% RH (non-condensing) | | | | | | | | | | | | | | | | | | | | | | | | | | | | | | | | | | | | | | | | | | | | | | | | | | | | | | | | | | | | | | | | | | | | | | | | | | | | | | | | | | | | | | | | | | | | | | | | | | | | | | | | | | | | | | | | | | | | | | | | | | | | | | | | | | | | | | | | | | | | | | |
| CE | EMC | 2014/30/EU, EN61326-1, EN61000-3-2 | | | | | | | | | | | | | | | | | | | | | | | | | | | | | | | | | | | | | | | | | | | | | | | | | | | | | | | | | | | | | | | | | | | | | | | | | | | | | | | | | | | | | | | | | | | | | | | | | | | | | | | | | | | | | | | | | | | | | | | | | | | | | | | | | | | | | | | | | | | | | |
| | LVD | 2014/35/EU, EN61010-1 | | | | | | | | | | | | | | | | | | | | | | | | | | | | | | | | | | | | | | | | | | | | | | | | | | | | | | | | | | | | | | | | | | | | | | | | | | | | | | | | | | | | | | | | | | | | | | | | | | | | | | | | | | | | | | | | | | | | | | | | | | | | | | | | | | | | | | | | | | | | | |
| | RoHS | 2011/65/EU, EN50581 | | | | | | | | | | | | | | | | | | | | | | | | | | | | | | | | | | | | | | | | | | | | | | | | | | | | | | | | | | | | | | | | | | | | | | | | | | | | | | | | | | | | | | | | | | | | | | | | | | | | | | | | | | | | | | | | | | | | | | | | | | | | | | | | | | | | | | | | | | | | | |
| Laser Safety*3 | IEC 60825-1: 2007 CLASS 1 21CFR1040.10 and 1040.11*1 CFP : 100GBASE-LR4, 40GBASE-LR4, 40GBASE-FR QSFP+ : 40GBASE-LR4 SFP : 4GFC(SX), 4GFC(LX), 4GFC(EX), OC-48 LR-1/STM L-16.1, OC-48 LR-2/STM L-16.2, 100BASE-FX, 100BASE-LX SFP+ : 1000BASE-SX/LX/ZX, 10GBASE-LR, 10GBASE-ER, 10GBASE-ZR IEC 60825-1: 2007 CLASS 1M 21CFR1040.10 and 1040.11*1 CFP : 100G BASE-SR10 QSFP+ : 40GBASE-SR4 | | | | | | | | | | | | | | | | | | | | | | | | | | | | | | | | | | | | | | | | | | | | | | | | | | | | | | | | | | | | | | | | | | | | | | | | | | | | | | | | | | | | | | | | | | | | | | | | | | | | | | | | | | | | | | | | | | | | | | | | | | | | | | | | | | | | | | | | | | | | | | |

*1: The frequency accuracy depends on the accuracy of the MT1100A internal clock or the external clock of MT1100A.

Refer to the external interfaces in MT1100A specifications.

*2: Excludes deviations caused by conformance to Laser Notice No. 50 dated June 24, 2007

*3: Safety measures for laser products

This product complies with optical safety standards in 21CFR1040.10, 1040.11 and IEC 60825-1; the following descriptive labels are affixed to the product.



THIS PRODUCT COMPLIES WITH 21 CFR 1040.10 AND 1040.11 EXCEPT FOR DEVIATIONS PURSUANT TO LASER NOTICE NO. 50, DATED JUNE 24, 2007

Measurement Modules Specifications

40/100G Advanced Module MU110013A

| Test Port/Reference Standard | <p>CFP2: 2 ports</p> <ul style="list-style-type: none"> • CFP MSA CFP2 Hardware Specification, Rev. 1.0 compliant • CFP MSA Management Interface Specification V2.2 R06a compliant (Not supported to MSA 100GLH) • IEEE 802.3ba-2010 compliant <p>CXP: 2 ports</p> <ul style="list-style-type: none"> • InfiniBand Architecture 1.2.1 Annex A6: CXP compliant • SFF-8642, IEEE 802.3ba-2010 compliant <p>QSFP+: 2 ports</p> <ul style="list-style-type: none"> • SFF-8436, SFF-8472 compliant • IEEE 802.3ba-2010 compliant | | | | | | | | | | | | | | | | | | | | | | | | | | |
|------------------------------|---|------------------------------------|--|----------|----------|------------|---------|-----------------------|-------|----------|------------------------|-----|----------|------------------------|----------------|------|---------------------------|-------|--------|---------------------------|-------|--------|---------------------------|-------|------|----------------------------|----------------|
| Bit Rate*1 | <table border="1"> <thead> <tr> <th>Standard</th> <th>Bit Rate</th> <th>Interfaces</th> </tr> </thead> <tbody> <tr> <td>40 GigE</td> <td>10.3125 Gbps × 4 Lane</td> <td>QSFP+</td> </tr> <tr> <td>100 GigE</td> <td>10.3125 Gbps × 10 Lane</td> <td>CXP</td> </tr> <tr> <td>100 GigE</td> <td>25.78125 Gbps × 4 Lane</td> <td>CFP2, QSFP28*2</td> </tr> <tr> <td>OTU3</td> <td>10.75460339 Gbps × 4 Lane</td> <td>QSFP+</td> </tr> <tr> <td>OTU3e1</td> <td>11.14274364 Gbps × 4 Lane</td> <td>QSFP+</td> </tr> <tr> <td>OTU3e2</td> <td>11.14583889 Gbps × 4 Lane</td> <td>QSFP+</td> </tr> <tr> <td>OTU4</td> <td>27.952493392 Gbps × 4 Lane</td> <td>CFP2, QSFP28*2</td> </tr> </tbody> </table> | | | Standard | Bit Rate | Interfaces | 40 GigE | 10.3125 Gbps × 4 Lane | QSFP+ | 100 GigE | 10.3125 Gbps × 10 Lane | CXP | 100 GigE | 25.78125 Gbps × 4 Lane | CFP2, QSFP28*2 | OTU3 | 10.75460339 Gbps × 4 Lane | QSFP+ | OTU3e1 | 11.14274364 Gbps × 4 Lane | QSFP+ | OTU3e2 | 11.14583889 Gbps × 4 Lane | QSFP+ | OTU4 | 27.952493392 Gbps × 4 Lane | CFP2, QSFP28*2 |
| Standard | Bit Rate | Interfaces | | | | | | | | | | | | | | | | | | | | | | | | | |
| 40 GigE | 10.3125 Gbps × 4 Lane | QSFP+ | | | | | | | | | | | | | | | | | | | | | | | | | |
| 100 GigE | 10.3125 Gbps × 10 Lane | CXP | | | | | | | | | | | | | | | | | | | | | | | | | |
| 100 GigE | 25.78125 Gbps × 4 Lane | CFP2, QSFP28*2 | | | | | | | | | | | | | | | | | | | | | | | | | |
| OTU3 | 10.75460339 Gbps × 4 Lane | QSFP+ | | | | | | | | | | | | | | | | | | | | | | | | | |
| OTU3e1 | 11.14274364 Gbps × 4 Lane | QSFP+ | | | | | | | | | | | | | | | | | | | | | | | | | |
| OTU3e2 | 11.14583889 Gbps × 4 Lane | QSFP+ | | | | | | | | | | | | | | | | | | | | | | | | | |
| OTU4 | 27.952493392 Gbps × 4 Lane | CFP2, QSFP28*2 | | | | | | | | | | | | | | | | | | | | | | | | | |
| Tx Ref. Clock Output | <p>Frequency</p> <p>Select 1/16 or 1/64 for each lane rate of XX.</p> <p>40 GigE : XLAUI</p> <p>OTU3, OTU3e1, OTU3e2: OTL3.4</p> <p>100 GigE : CAUI</p> <p>OTU4 : OTL4.10</p> <p>Level: 250 mVp-p (min.), 550 mVp-p (max.)</p> <p>Termination: 50Ω/AC (Single ended)</p> <p>Connector: SMA</p> | | | | | | | | | | | | | | | | | | | | | | | | | | |
| Sync Clock Output | <p>Frequency</p> <p>Select 1/8 or 1/16 against the bit rate of the data lane for CFP2 port.</p> <p>100 GigE : CAUI4</p> <p>OTU4 : OTL 4.4</p> <p>Level: 150 mVp-p (min.), 650 mVp-p (max.)</p> <p>Termination: 50Ω/AC (Single ended)</p> <p>Connector: SMA</p> | | | | | | | | | | | | | | | | | | | | | | | | | | |
| Dimensions and Mass | 320 (W) × 225 (H) × 60 (D) mm, ≤3.0 kg | | | | | | | | | | | | | | | | | | | | | | | | | | |
| Environmental | <p>Temperature and Humidity</p> <ul style="list-style-type: none"> • Operating : 0° to +40°C, ≤80% RH (non-condensing) • Storage : -20° to +60°C, ≤80% RH (non-condensing) | | | | | | | | | | | | | | | | | | | | | | | | | | |
| CE | EMC | 2014/30/EU, EN61326-1, EN61000-3-2 | | | | | | | | | | | | | | | | | | | | | | | | | |
| | LVD | 2014/35/EU, EN61010-1 | | | | | | | | | | | | | | | | | | | | | | | | | |
| | RoHS | 2011/65/EU, EN50581 | | | | | | | | | | | | | | | | | | | | | | | | | |
| Laser Safety*4 | <p>IEC 60825-1: 2007 CLASS 1</p> <p>21CFR1040.10 and 1040.11*3</p> <p>QSFP+ : 40G BASE-LR4</p> <p>CFP2 : 100G BASE-LR4</p> <p>QSFP28: 100G BASE-LR4</p> <p>IEC 60825-1: 2007 CLASS 1M</p> <p>21CFR1040.10 and 1040.11*3</p> <p>QSFP+ : 40G BASE-SR4</p> <p>CXP : 100G BASE-SR10</p> <p>QSFP28: 100G BASE-SR4</p> | | | | | | | | | | | | | | | | | | | | | | | | | | |

*1: The frequency accuracy depends on the accuracy of the MT1100A internal clock or the external clock of MT1100A.

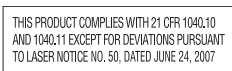
Refer to the external interfaces in MT1100A specifications.

*2: Enabled only with Z2046A, Z2047A, and Z2048A.

*3: Excludes deviations caused by conformance to Laser Notice No. 50 dated June 24, 2007

*4: Safety measures for laser products

This product complies with optical safety standards in 21CFR1040.10, 1040.11 and IEC 60825-1; the following descriptive labels are affixed to the product.



Ethernet Testing Specifications

Ethernet Testing

| | |
|--------------------|--|
| Ethernet Test | |
| Test Configuration | • Monitor/Generate, Pass-through, Reflector |
| Auto MDI-X | On/Off |
| Encapsulation | • EtherType II (DIX v.2), IEEE 802.3 with 802.2 (LLC1), IEEE 802.3 with SNAP |
| 100 GigE FEC | Interface : CFP2 slots FEC enable: On/Off FEC Code : RS (528, 514, 7, 10) FEC status & counter Loss of FEC alignment, Corrected CW, Uncorrectable CW, Corrected Symbol each lane FEC related Error Injection Bit error per CAUI4 lane encoded RS-FEC (Injection timing is Single/Burst.) |

| | |
|---------------------------------|--|
| Configuration, Monitor/Generate | |
| Traffic Generation | <ul style="list-style-type: none"> • Variable line rate traffic generation, up to full line rate • Line load profile: Constant, Ramp • Traffic duration: Continuous, Programmable number of seconds or frames • Adjustable frame size: 60 bytes to 16000 bytes • Frame sizes: Constant, Stepped, Random • Payload profiles: Data, Video, Voice • User-defined traffic mix of unicast and broadcast frames • Fixed or incremented IP identifier • User programmable DSCP/TOS byte • Configurable IP and Ethernet source and destination addresses (supports IPv4 and IPv6 addressing) <ul style="list-style-type: none"> IPv4: Fixed, DHCP, DNS IPv6: Fixed <ul style="list-style-type: none"> • Address increment, Decrement and Random generation supported • User programmable UDP/TCP address • Automatic TCP connect (user selectable) • UDP check sum: Automatic, Fixed (null); TCP check sum: Automatic • Generate pause frames, Respond to pause frames • Answer incoming ARP, Ping requests (On/Off) |
| Stacked VLAN | Up to 8 user-settable VLAN tags Parameters per VLAN tag: <ul style="list-style-type: none"> • Ether-type 0x8100 (802.1Q), 0x88a8 (802.1ad), 0x9100 or 0x9200 • User-defined VLAN ID, CFI, VLAN priority • Address increment, Decrement and Random generation supported Only one VLAN level supported at traceroute and RFC 2544 router latency tests. Only two VLAN level supported at ping. |
| Multistream | Number of streams: Up to 16 streams per port can be activated |
| Transmit Signal Clock Sources | Internal, Received clock, 2-MHz signal, SETS (E1: 2.048 Mbps), BITS (DS1: 1.544 Mbps), PTP (IEEE 1588 v2) recovered clock or signal from optional GPS receiver Frequency deviation: ±200 ppm (0.1 ppm steps) |
| Receiver Setting | <ul style="list-style-type: none"> • User-defined expected preamble length: 3 bytes to 15 bytes • User-defined IFG lower threshold: 8 bytes to 15 bytes (Ethernet 10 Mbps, 100 Mbps, 1000 Mbps) • User-defined Jumbo frame size upper limit: 1519 bytes to 16000 bytes |
| Error Generation | FCS, Preamble, Error symbol, IFG for ethernet 10 Mbps, 100 Mbps, 1000 Mbps, Wrong IP check sum, Fragmented IP, Wrong layer 4 check sum, PRBS bit error, BER test sequence error 40 Gbps/100 Gbps: Invalid block type (0x00, 0x2d, 0x33, 0x66), Invalid sync. header (00, 11), Invalid alignment marker, BIP error |
| Alarm Generation | No link, Remote fault, Local fault (10 Gbps) PCS 10 Gbps/40 Gbps/100 Gbps: High BER |
| PCS Skew | 40 Gbps, 100 Gbps <ul style="list-style-type: none"> • Insertion <ul style="list-style-type: none"> 100 Gbps Tx lane: 0 to 4224 bits 40 Gbps, 100 Gbps physical lane: 0 to 8448 bits • Detection <ul style="list-style-type: none"> Relative skew, Marker map |

Ethernet Testing Specifications

| Result, Monitor/Generate | |
|-------------------------------|---|
| Status | <ul style="list-style-type: none"> Link status, Interface type, Jabber detected, Frames present, MPLS/EoMPLS/VLAN, Speed, Full or half duplex, Local clock (Ethernet 1000 Mbps), LFS LF/RF (Ethernet 10 Gbps), Signal present, Bit rate of incoming Ethernet signal, Auto negotiation complete Link partner abilities: Pause capable and Asymmetric pause request (not Ethernet 10 Gbps), Remote fault, Speed/Duplex Indicators for Utilization, Throughput and Errored frames Signal level indication for optical Ethernet interfaces |
| Resolution | User-defined resolution for statistical measurements: 1, 2, 5, 10, 15, 30 s, 1, 5, 10, 15, 30 min, 1, 2, 4, 6, 12 h Event log: Major measurement events incl. errors and alarms are logged with 1-second resolution. |
| Performance Statistics | • Utilization (Max./Min./Avg.), Throughput (Max./Min./Avg.), Frame rate (Max./Min./Avg.) |
| Frame Statistics | <ul style="list-style-type: none"> Total frames, Total valid frames, Unicast/Multicast/Broadcast frames, Number of pause frames Number of VLAN tagged frames, Max. number of VLAN layers detected, Last received VLAN ID, Last received VLAN priority Number of MPLS frames and MPLS-TP frames. Max. number of MPLS layers detected. Last received MPLS Label, MPLS Priority and MPLS TTL. Number of PBB frames. Last received B/I-tag ID and B/I-tag priority. Total errored frames, Fragmented frames, Number of oversized and undersized (runts) frames, Number of FCS errored frames, Error symbol frames (not Ethernet 10 Gbps)/Code violation frames (Ethernet 10 Gbps), Number of collisions (10 Mbps, 100 Mbps half duplex), Preamble violations, IFG violations (Ethernet 10 Mbps, 100 Mbps, 1000 Mbps), False carrier, 10G LFS LF (local fault), 10G LFS RF (remote fault) |
| Burst Statistics | Total frames, Total valid frames, Number of burst, Total frames in bursts, Burst size (Max./Min./Avg.) |
| Frame Distribution Statistics | <ul style="list-style-type: none"> Total valid/ frames, 64 to 127, 128 to 255, 256 to 511, 512 to 1023, 1024 to 1518 byte frames, Total number of jumbo frames Frame size (Max./Min./Avg.) |
| Multistream Statistics | Available information per stream: • Frame loss count/rate, Throughput, Latency, Packet jitter, Frames and bytes received and transmitted |
| Transmit Statistics | Total frames, Total valid frames, Unicast/Multicast/Broadcast frames, FCS errors, Total errors 64 to 127, 128 to 255, 256 to 511, 512 to 1023, 1024 to 1518 byte frames, Total number of jumbo frames Total number of frames (Tx (own port) – Rx (selectable port)) |
| Filter | Up to 8 filter conditions can be defined. Each condition can filter using: IP or MAC source address, IP or MAC destination address, Broadcast address, IEEE OUI value, Encapsulation type, VLAN ID and VLAN tag priority, MPLS, PBB source and destination MAC address, PBB B/I-tag, MPLS-TP source and destination MAC address, TPC/UDP source and destination port, User-defined pattern at defined offset |
| Adjustable Thresholds | Utilization, Throughput, Errored frames, Collision rate, Unicast frames, Multicast frames, Broadcast frames, Pause frames, Fragmented frames, Undersized frames (runts), Oversized frames, FCS errored frames, IFG violations (Ethernet 10 Mbps, 100 Mbps, 1000 Mbps), Preamble violations, BER test pattern errors, Sequence errors, Diff.Tx-Rx |
| DHCP | <ul style="list-style-type: none"> Display source IP address assigned by DHCP Display current lease expire time Display IP addresses of primary and secondary DNS server when obtained by DHCP Gateway setup using DHCP |
| NDP | • Apply and show source IPv6 address assigned by NDP |

| BER Test and Service Disruption Measurement | |
|---|---|
| BER Test | Generation and detection of test patterns, Count of errors in received test pattern, Pattern generation: Unframed (Layer 1), Framed Ethernet (MAC) header (Layer 2), Framed Ethernet (MAC) header with IP header (Layer 3) or Framed Ethernet (MAC) header, Framed with IP header and TCP/UDP header (Layer 4), User-defined header pattern (14 byte to 256 byte) Detection of sequence errors and loss of sequence synchronization Frame loss count and frame loss seconds Throughput measurement results are calculated for: <ul style="list-style-type: none"> Utilization layer, Physical layer, Physical layer excluding preamble, Link layer, Network layer and Data layer Min./Max./Avg. values Performance (M.2100 type) parameters: ES, SES, ALS, UAT, AVT, EFS Test patterns: PRBS 9, PRBS 11, PRBS 15, PRBS 20, PRBS 23, PRBS 29, PRBS 31, HF test pattern, CRPAT, JTPAT, SPAT, 55 Hex, Fox, 32-bit user programmable User-defined resolution: 1, 2, 5, 10, 15, 30 s, 1, 5, 10, 15, 30 min, 1, 2, 4, 6, 12 h |
| Error Generation | FCS, Preamble, Error symbol, IFG for Electrical Interface (10 Mbps, 100 Mbps, 1000 Mbps), Wrong IP check sum, Fragmented IP, Wrong layer 4 check sum, PRBS bit error, BER test sequence error |
| Alarm Generation | No link, Remote fault |
| Service Disruption Measurement | Service disruption measurement activated as part of BER test <ul style="list-style-type: none"> Max./Avg. service disruption time, Resolution: 0.1 μs Number of service disruptions Disruption Type: Packet, LOS |

| RFC 2544 Test | |
|---------------|--|
| RFC 2544 Test | Switch/Router test and Single ended network test modes: <ul style="list-style-type: none"> Throughput, Frame loss, Latency or Packet jitter, Back-to-back frames (burstability) End-to-end network test mode (two MT1100A units in Local-remote setup): <ul style="list-style-type: none"> Throughput, Frame loss, Back-to-back frames (burstability) Router latency test mode: <ul style="list-style-type: none"> IP ping based latency test or packet jitter |

Ethernet Testing Specifications

| Service Activation Test (Y.1564) | |
|----------------------------------|--|
| Service Activation Test | <p>ITU-T Y.1564 Service Activation Test</p> <ul style="list-style-type: none"> • Up to 8 services per port • Color-aware and non-color-aware in combinations (IP DSCP or VLAN PCP) • Test modes: One-way (uni- or bi-directional, symmetrical or asymmetrical), Round-trip • Verification against service acceptance criteria: Information rate, Frame transfer delay, Frame delay variation, Frame loss rate, Availability <p>Optional GPS timing synchronization</p> |
| Service Configuration Test | <ul style="list-style-type: none"> • Subtests for: Committed information rate, Excess information rate, Traffic policing, Committed burst size, Excess burst size • Step duration: 1 s to 60 s (user programmable) • Number of steps: 1 to 10 (user programmable) • Slope: Rising/Falling • Results: Pass/Fail indication, IR (Max./Min./Avg.), FL (Count/FLR), FTD, FDV (Max./Min./Avg./Current (during measurement)) |
| Service Performance Test | <ul style="list-style-type: none"> • All services tested simultaneously at CIR • Duration 15 min, 2 h, 24 h, user programmable • Results: Pass/Fail indication, IR (Max./Min./Avg.), FL (Count/FLR), FTD, FDV (Max./Min./Avg./Current (during measurement)), AVAIL (%), Unavail (s) |

| RFC 6349 TCP Throughput Test | |
|------------------------------|--|
| TCP Throughput Test | <p>TCP Throughput Test According to RFC 6349</p> <p>Supports connecting to iPerf server</p> <p>Test Direction Setup</p> <ul style="list-style-type: none"> • Local → Remote • Remote → Local • Simultaneous in both directions <p>For RFC 6349 test sequence, user can choose to measure for:</p> <ul style="list-style-type: none"> • Path MTU • Baseline RTT • Window Scan and Throughput • Multi-Service <p>Multi-Service: DSCP or TOS can be set to each TCP connections</p> <p>Measurement results include:</p> <ul style="list-style-type: none"> • Auto-calculation of Bandwidth Delay Product (BDP) • Transmitted and Retransmitted Bytes • TCP Transfer Time Ratio • TCP Efficiency • Retransmitted Percentage • Buffer Delay Percentage |

| Cable Test | |
|------------|---|
| Cable Test | Identifies cable faults like short circuits, or breaks in wire pair, and displays distance from instrument to fault |

| Discovery | |
|-----------|--|
| Function | The Auto Discovery feature allows a local Network Master Pro user to discover other remote Network Master Pro units on the network to complete testing. The local user can manage multiple testers remotely without a dedicated network connection. Support IP version: IPv4 |
| Setting | <p>Network: Src MAC Address, Src IP Address, Network Mask, Gateway, DHCP</p> <p>Connection Security: Password</p> <p>VLAN: OFF, 1, 2</p> <p>Frame Capture: On/Off</p> |

| Ping Test and Traceroute | |
|--------------------------|--|
| Ping Test | <p>For Connectivity and Configuration check</p> <ul style="list-style-type: none"> • Round Trip Time (RTT) • Supports IPv4 and IPv6 addressing • Answer incoming ping requests (On/Off) |
| Traceroute | <p>Trace IP route over IP network</p> <ul style="list-style-type: none"> • User-defined Max. number of hops (1 to 255) <p>Information per hop: Ping time (Max./Min./Avg.), Number of ping timeouts</p> |

Ethernet Testing Specifications

| IP Channel Statistics | |
|-----------------------|--|
| Supported Bit Rate | 10 Mbps, 100 Mbps, 1 Gbps, 10 Gbps |
| Statistics | <p>Statistics for up to 230 channels, identified by user-defined combinations of:</p> <ul style="list-style-type: none"> • IPv4, IPv6 or MAC address • VLAN ID or MPLS label • Protocol information • IP next header (protocol) • TCP/UDP ports <p>Traffic capacity:</p> <ul style="list-style-type: none"> • 10 Mbps, 100 Mbps, 1 Gbps, 10 Gbps, line speeds: 100% line load <p>Available Information per channel:</p> <ul style="list-style-type: none"> • Frame count/rate, Throughput, Byte count, MPLS frames, IP frame/packet size distribution, IP header bytes, IP fragments, TTL threshold violations, IP packet count/rate, IP bytes, IP throughput, IP header errors, TCP/UDP bytes, TCP/UDP packet count/rate, Throughput, TCP/UDP errored packets, Undersize frames, Oversize frames |

| MPLS/MPLS-TP | |
|----------------------------|---|
| Number of MPLS Header | Up to 8 MPLS headers set by user |
| Parameters per MPLS Header | <p>User-defined label, Exp and TTL fields in each MPLS header</p> <ul style="list-style-type: none"> • Address increment, Decrement and Random generation <p>An EoMPLS (Ethernet over MPLS) or PWE3 (Pseudo-wire emulation edge-to-edge) label (RFC 4448 control word) can be added. MPLS can only transport VLAN if EoMPLS activated.</p> |
| Statistics | <ul style="list-style-type: none"> • Number of labels (Max./Min.) • Number of MPLS-TP frames • Last received MPLS-TP label/priority/TTL |
| OAM (MPLS-TP) | <p>ITU-T G.8113.1 comply</p> <p>Supported OAM messages</p> <ul style="list-style-type: none"> • ITU-T Y.1731: CCM, LBM, LBR, LTM, LTR, AIS, LCK, TST, MCC, LMM, LMR, 1DM, DMM, DMR, EXM, EXR, VSM, VSR, SLM, SLR • IEEE 802.1ag: CCM, LBM, LBR, LTM, LTR |

| PBB (Mac-in-Mac MiM) | |
|----------------------|---|
| Programmable Field | B-tag, I-tag, MAC destination and source addresses |
| Result | Number of PBB frames, Last received B-tag VLAN ID, Last received B-tag priority, Last received I-tag priority, Last received I-tag service ID |
| OAM | <p>Supported OAM messages</p> <ul style="list-style-type: none"> • ITU-T Y.1731: CCM, LBM, LBR, LTM, LTR, AIS, LCK, TST, MCC, LMM, LMR, 1DM, DMM, DMR, EXM, EXR, VSM, VSR, SLM, SLR • IEEE 802.1ag: CCM, LBM, LBR, LTM, LTR |

| Ethernet OAM | |
|-------------------------|---|
| OAM Standards Supported | <ul style="list-style-type: none"> • ITU-T Y.1731 (Service layer OAM) • IEEE 802.1ag (Connectivity layer OAM) • IEEE 802.3 (formerly IEEE 802.3ah) (Access link OAM) |
| Messages Supported | <p>Generates and receives following OAM messages.</p> <p>Supported OAM messages</p> <ul style="list-style-type: none"> • ITU-T Y.1731: CCM, LBM, LBR, LTM, LTR, AIS, LCK, TST, MCC, LMM, LMR, 1DM, DMM, DMR, EXM, EXR, VSM, VSR, SLM, SLR • IEEE 802.1ag: CCM, LBM, LBR, LTM, LTR • IEEE 802.3ah: Information, Variable request, Variable response, Loopback control |
| IEEE 802.3ah Function | <ul style="list-style-type: none"> • Discovery • Loopback activate |
| Statistics | <ul style="list-style-type: none"> • Number of each message generated/received |

Ethernet Testing Specifications

| Ethernet Network Synchronization Test | |
|---------------------------------------|---|
| Supported Bit Rate | 10 Mbps, 100 Mbps, 1 Gbps, 10 Gbps |
| SyncE Protocol Emulation | Signal generation for Quality Level (QL) specified by SyncE function. Analysis of QL indicated in received Ethernet signal with alarm at missing QL indications. SyncE results: SSM Rx count and rate, SSM Tx count, Indicated QL statistics, SSF seconds ESMC messages captured and exported in Wireshark format. |
| IEEE 1588 v2 Protocol Emulation | Each port of the Ethernet interface can act as a timing master or a timing slave independently. <ul style="list-style-type: none"> Supported modes: Multicast (native PTP), Unicast (G.8265.1) When acting as master in Unicast (G.8265.1) mode, one slave is accepted at a time. If the slave requires 32, 64, or 128 Sync messages per second, IEEE 1588-2008 paragraph 7.7.2.1 specifying 90% confidence interval is not supported. Configurable parameters (per port): Clock identity, Port number, Priority 1, Priority 2, Domain number, Clock class, Slave only mode, Time source, Encapsulation, Announce receipt timeout, Clock accuracy, Clock step mode, Announce interval, Sync interval, Minimum delay request interval and Unicast duration. The UTC offset used when acting as clock master can be specified. |

| Ethernet Frame Capture | |
|-------------------------|---|
| Capture Buffer Size | 1 Mbytes to 128 Mbytes (10 Mbps, 100 Mbps, 1 Gbps, 10 Gbps) 512 kbytes (40 Gbps, 100 Gbps) When capture buffer full: Stop or Wrap |
| Capture Frame Slicing | If activated capture frame is first 64 bytes or 128 bytes of each frame (ignores rest of frame) |
| Include Tx Frame | On/Off |
| Capture Trigger | Manual, On error, Field match Trigger position: Top, Middle |
| Trigger Error | Fragmented frames Oversize frames Undersized frames Undersized and oversized frames FCS errored frames Any type |
| Trigger Condition Field | Enabled when capture trigger setting is field match <ul style="list-style-type: none"> Offset: 0 to 15999 bytes Length: 1 bytes to 16 bytes Value: 16-byte data (max.) |
| Capture Data | Pcap format for display in Wireshark |

Wireshark® is a registered trademarks of the Wireshark Foundation.

| 10G WAN-PHY | |
|-----------------------------|---|
| WAN Mode | 10 Gbps Ethernet |
| Terminology | SDH or SONET |
| Error Generation | SDH: A1A2, B1, B2, MS-REI, B3, HP-REI SONET: A1A2, B1, B2, REI-L, B3, REI-P |
| Alarm Generation | SDH: LOF, OOF, MS-AIS, MS-RDI, MS-TIM, AU-AIS, AU-LOP, HP-PLM, HP-UNEQ, HP-TIM, HP-RDI, LCD SONET: LOF, SEF, TIM-S, AIS-L, RDI-L, AIS-P, LOP-P, TIM-P, PLM-P, UNEQ-P, RDI-P |
| Error Measurement | SDH: A1A2, B1, B2, MS-REI, B3, HP-REI SONET: A1A2, B1, B2, REI-L, B3, REI-P G.826, G.828+G.829 or M.2101.1 (M.2100) error performance parameters are calculated |
| Alarm Detection | SDH: LOS, LOF, OOF, MS-AIS, MS-RDI, MS-TIM, AU-AIS, AU-LOP, HP-PLM, HP-UNEQ, HP-TIM, HP-RDI, LCD, LSS SONET: LOS, LOF, SEF, TIM-S, AIS-L, RDI-L, AIS-P, LOP-P, TIM-P, PLM-P, UNEQ-P, RDI-P, LCD-P, LSS |
| Overhead Byte Functionality | Generation of user-defined overhead bytes Capture and display of current overhead bytes |

| Reflector | |
|----------------|---|
| Reflector Mode | The following parameters are user selectable: <ul style="list-style-type: none"> Reflector MAC/IP address Swap all MAC addresses or one specific MAC address Swap IP addresses Swap port numbers on UDP/TCP frames Force ACK on TCP frames Answer incoming ARP, Ping requests |

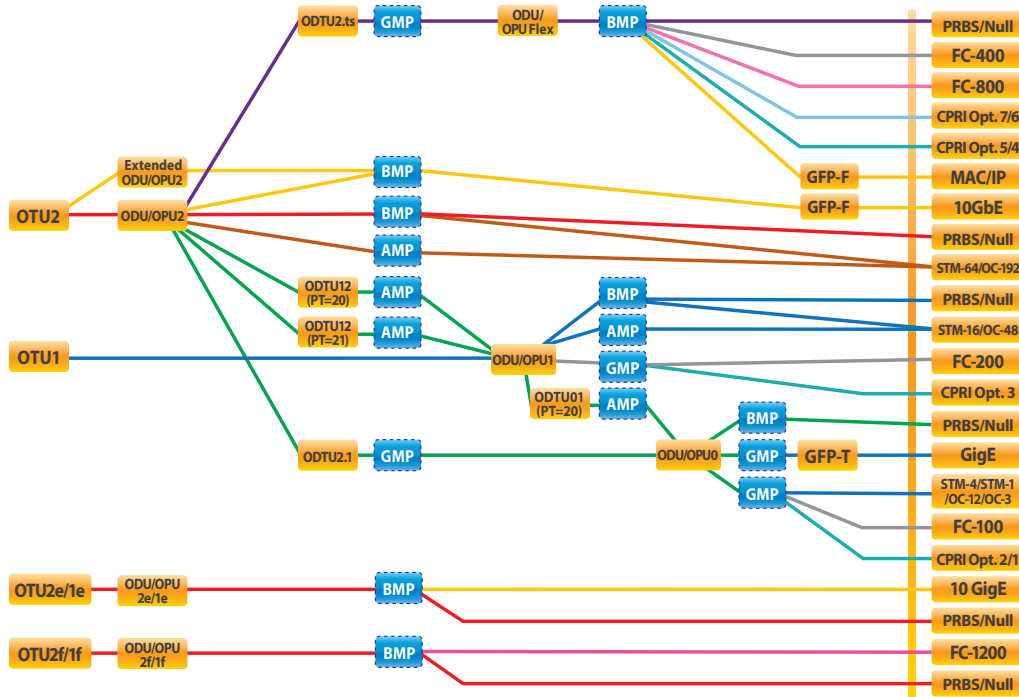
OTN Testing Specifications

OTN Testing

| | |
|---------------------|---|
| OTN Test | |
| Framing | OTU4, OTU3, OTU3e1, OTU3e2, OTU2, OTU2e, OTU1e, OTU2f, OTU1f, OTU1 |
| Transmitter Clock | <ul style="list-style-type: none"> • Internal clock accuracy: ± 4.6 ppm, Clock offset: ± 200 ppm (0.1 ppm steps) • Received clock • TTL level external 2 MHz clock • SETS (E1: 2.048 Mbps), BITS (DS1: 1.544 Mbps) • Signal from optional GPS receiver |
| Receive Signal Rate | ± 200 ppm Frequency deviation indication resolution: ± 0.1 ppm |
| Scrambling | Complies with ITU-T G.709 |

OTN Mapping

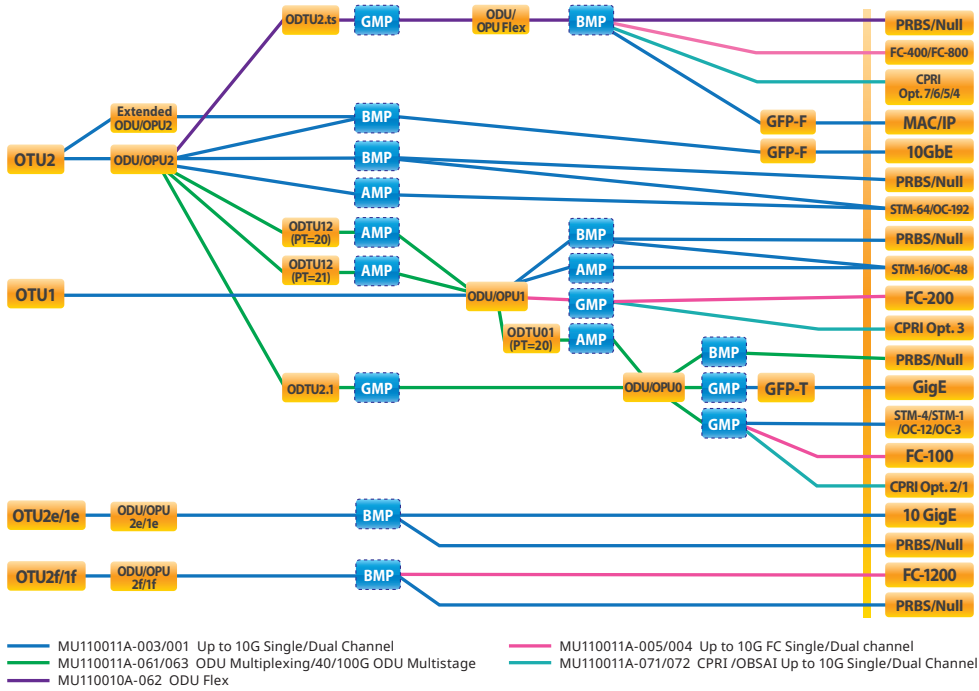
Support the mappings of OTU1 and OTU2x in MU110010A



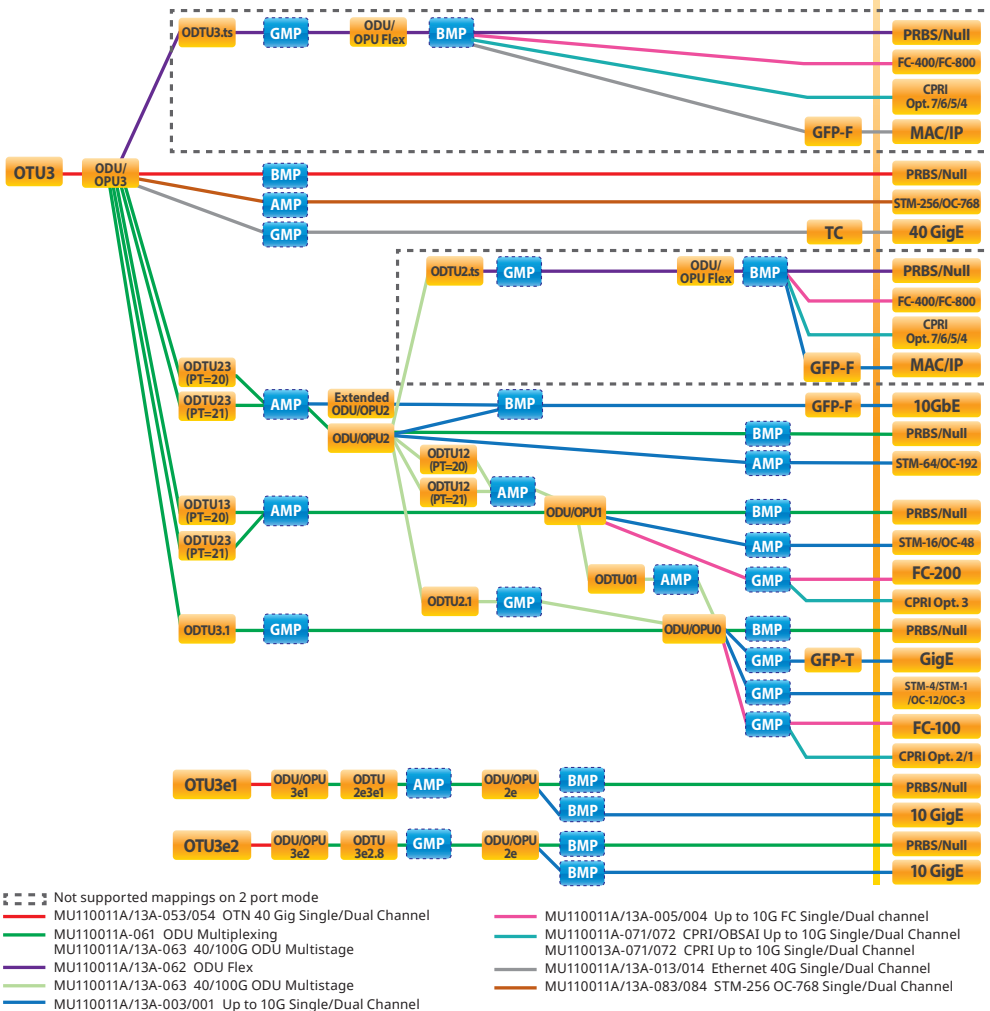
- MU110010A-001 Up to 2.7G Dual Port
- MU110010A-051/052 OTN 10G Single/Dual Channel
- MU110010A-061 ODU Multiplexing
- MU110010A-062 ODU Flex
- MU110010A-011/012 Ethernet 10G Single/Dual Channel
- MU110010A-081/082 STM-64 OC-192 Single/Dual Channel
- MU110010A-002 1G 2G 4GFC Dual Port
- MU110010A-091/092 FC 8G 10G Single/Dual Channel
- MU110010A-071 CPRI/OBSAI Up to 5G Dual channel
- MU110010A-072/073 CPRI/OBSAI 6G to 10G Single/Dual channel

OTN Testing Specifications

Support the mappings of OTU1 and OTU2x in MU110011A

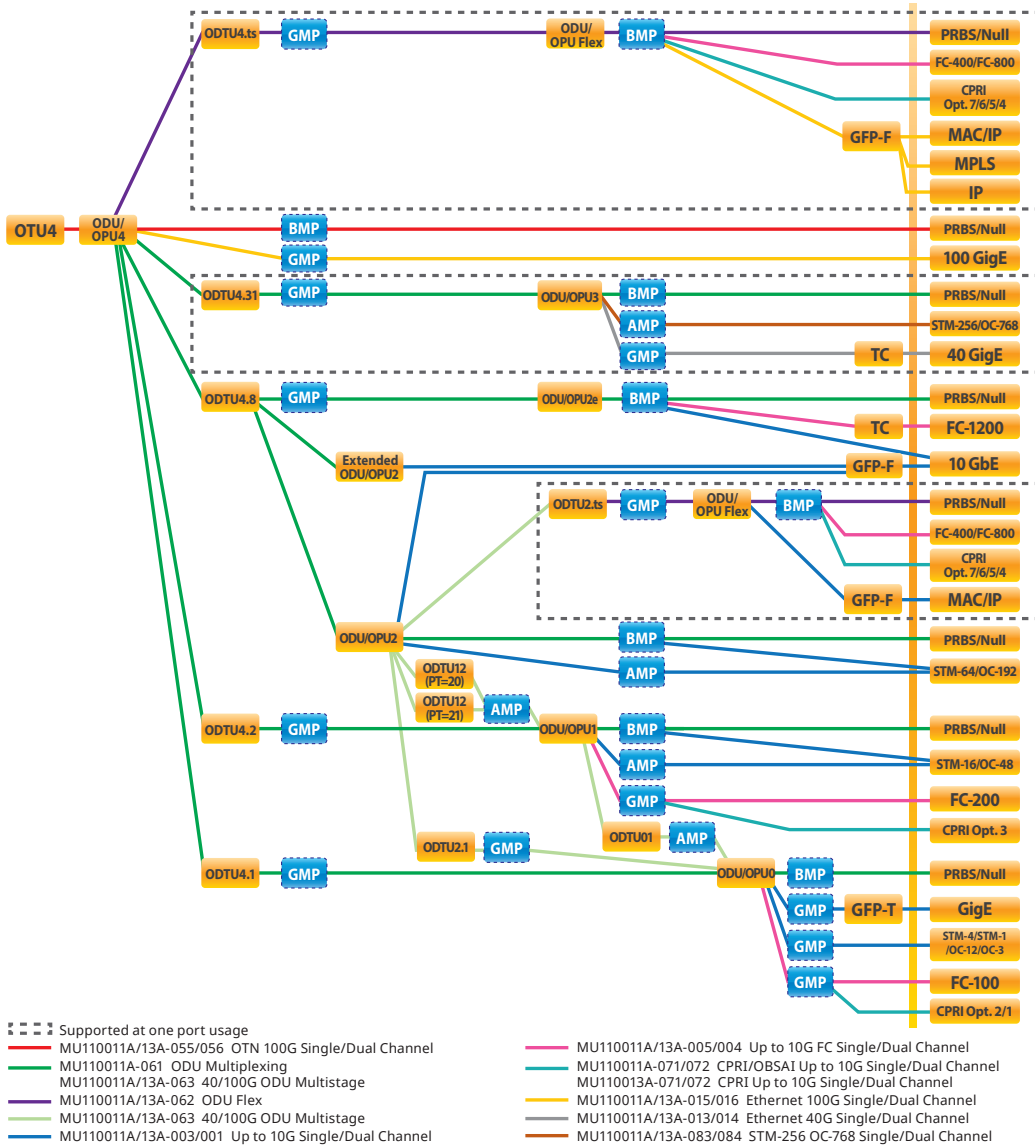


Support the mappings of OTU3 in MU110011A/13A



OTN Testing Specifications

Support the mappings of OTU4 in MU110011A/13A



OTN Alarms

Detected alarms

- OTU layer: OTU-AIS, LOF, OOF, LOM, OOM, SM-TIM, SM-BIAE, SM-BDI, SM-IAE
- ODU layer: LOS, ODU-AIS, ODU-OCI, ODU-LCK, PM-TIM, PM-BDI, FSF, FSD, BSF, BSD
- ODU multiplexing: ODU-LOFLOM, ODU-OOF, OOM, ODU-AIS, ODU-OCI, ODU-LCK, PM-TIM, PM-BDI, MSIM
- OPU layer: PLM, OPU-MSIM, Client-AIS, CSF, LSS
- TCM: TCMi-TIM, TCMi-BIAE, TCMi-BDI, TCMi-IAE, TCMi-LTC (i = 1 to 6)
- OTL: LOF, OOF, OOR, LOR, ILA/OLA (OTU4, OTU3, OTU3e1, OTU3e2)

Generated alarms

- OTU layer: OTU-AIS, OTU-OOF/LOF, OOM/LOM, SM-TIM, SM-BIAE, SM-BDI, SM-IAE
- ODU layer: ODU-AIS, ODU-OCI, ODU-LCK, PM-TIM, PM-BDI, FSF, FSD, BSF, BSD
- ODU multiplexing: OOF/LOF, OOM/LOM, ODU-AIS, ODU-LCK, PM-TIM, PM-BDI, FSF, FSD, BSF, BSD
- OPU layer: Client-AIS, CSF
- TCM: TCMi-TIM, TCMi-BIAE, TCMi-IAE, TCMi-BDI, TCMi-LTC (i = 1 to 6)
- OTL: LOF, OOF, OOR, LOR (OTU4, OTU3, OTU3e1, OTU3e2)

OTN Testing Specifications

| | |
|------------------------|---|
| OTN Errors | <p>Detected errors</p> <ul style="list-style-type: none"> • OTU layer: FAS, MFAS, SM-BEI, SM-BIP8, FEC-Correctable, FEC-Uncorrectable • ODU layer: PM-BIP8, PM-BEI • OPU layer: Pattern error • GMP error: CRC8 error, CRC5 error • GFP errors: cHEC corrected, cHEC uncorrectable, tHEC corrected, tHEC uncorrectable, CSF Signal, CSF Sync, Invalid GFP Frame, Superblock CRC, eHEC corrected, eHEC uncorrectable, FCS, CMF Sync, CMF Signal, SSF, PTI Mismatch, UPI Mismatch • TCM: TCMi-BEI, TCMi-BIP-8 (i = 1 to 6) • OTL: MFAS, LLM (OTU4, OTU3, OTU3e1, OTU3e2) <p>Generated errors</p> <ul style="list-style-type: none"> • OTU layer: Bit all, FAS, OTU-FAS, MFAS, SM-BIP8, SM-BEI • ODU layer: PM-BIP8, PM-BEI, ODU-FAS • TCMi-BIP8, TCMi-BEI (i = 1 to 6) • Pattern error • OTL: MFAS, LLM (OTU4, OTU3, OTU3e1, OTU3e2) • GMP: CRC8, CRC5, Invalid JC1, Invalid JC2, Invalid JC1&JC2 • GFP: cHEC, tHEC, Superblock CRC, eHEC, FCS, CMF Inserted Error bits are editable. |
| Error Performance | <ul style="list-style-type: none"> • G.8201/M.2401 analysis of received signal based on detected errors and alarms: BBE, BBER, SES, SESR, UNAV |
| Justification Analysis | <p>Count</p> <ul style="list-style-type: none"> • AMP: Positive (+1), Positive (+2), Negative (-1), Offset (ppm) • GMP: CRC8 Error, CRC5 Error, Inc, Inc > 1, Inc > 2, Inc Over, Dec, Dec > 1, Dec > 2, Dec Over, Offset (ppm), Cm (t) Max., Cm (t) Min. |
| BER Test Pattern | <p>Pattern generation and detection for bulk test patterns:</p> <ul style="list-style-type: none"> • Test patterns: PRBS 9, PRBS 11, PRBS 15, PRBS 20, PRBS 23, PRBS 29, PRBS 31, Null PRBS patterns can be inverted. • User-defined patterns (Pattern length: 2048 bits, 32 bits) |
| FEC Test | ITU-T O.182 Random error insertion |
| Overhead | <p>User-editable header bytes</p> <ul style="list-style-type: none"> • OTU layer: FAS, SM, GCC0, RES • ODU layer: PM, FTL, APS/PCC, GCC1, GCC2, RES, EXP, TCMi (i = 1 to 6) • OPU layer(s): PSI <p>Capture and display current overhead bytes The following signals are decoded: TTI (SM, PM, TCMi (i = 1 to 6) of high-order, FTL, PT)</p> |
| OTL Skew | <p>OTU4, OTU3, OTU3e1, OTU3e2</p> <ul style="list-style-type: none"> • Insertion Bits: 0 to 32000 (Tx lane) • Detection Relative skew, Marker map |
| Through Mode | <ul style="list-style-type: none"> • Transparent mode • OH overwrite mode <p>The OTU, ODU and OPU overhead can be changed. The FEC encoder and decoder can be set On/Off in any mode</p> |

| | |
|---|--|
| OTN Results | |
| Status | <p>Current information on:</p> <ul style="list-style-type: none"> • Alarms and errors on monitored line • Input level indication for optical signals • Frequency • Frequency deviation |
| Statistics | <p>User-defined measurement resolution: 1, 2, 5, 10, 15, 30 s, 1, 5, 10, 15, 30 min, 1, 2, 4, 6, 12 h Logged information: Alarms (s), Errors (count or count and ratio), Client Frequency, Deviation</p> |
| APS | <p>APS (Automatic Protection Switching) test and analysis</p> <ul style="list-style-type: none"> • APS switching time is measured. A switching time exceeding the user-defined threshold is highlighted. • Start and stop triggers can be selected independently. <ul style="list-style-type: none"> • Trigger events can be selected from the high-order OTU and ODU, Pattern bit error, LOS (Loss of Signal). • Switching time, Switching count, Pass/Fail, Minimum, Maximum and Average can be displayed. • APS switching time measurement resolution: 0.1 ms |
| Round Trip Delay (Propagation Time) Measurement | <p>Resolution: 0.1 μs Measured Max. time: 10.0 s Interval: 0.5, 1, 2, 5, 10 s</p> |
| Tributary Scan | <p>Supports up to 10 Gbps Detected alarms: OTU-AIS, LOF, OOF, LOM, OOM, SM-BIAE, SM-BDI, SM-IAE, ODU-AIS, ODU-OCI, ODU-LCK, PM-BDI, LOFLOM</p> |

Mobile xHaul Testing Specifications

| | |
|--------------------|---|
| Common | |
| Bit Rate | CPRI: 614.4, 1228.8, 2457.6, 3072.0, 4915.2, 6144.0, 9830.4, 10137.6 Mbps OBSAI: 768, 1536, 3072.0, 6144.0 Mbps eCPRI/RoE (IEEE1914.3): 10M/100M/1000 Mbps, 1 Gbps, 10 Gbps, 25 Gbps, 40 Gbps, 100 Gbps |
| Test Configuration | CPRI/OBSAI BERT, CPRI Pass Through, eCPRI/RoE BERT |

| | |
|---------------------|---|
| CPRI/OBSAI BER Test | |
| Port Mode | Off, Normal, Through (CPRI Link) |
| Transmitter Clock | Reference Clock <ul style="list-style-type: none"> • Internal clock • External clock • BITS • SETS • 2 MHz • 10 MHz • GPS • Received clock |
| Frequency Offset | ±100 ppm, 1-ppm steps |
| Content | Unframed, CPRI Link, OBSAI Link |
| Pattern | PRBS 15, PRBS 20, PRBS 23, PRBS 29, PRBS 31, User 32 bits, Off |
| CPRI | |
| CPRI Link | Start up: Enabled, Disabled Role: Master, Slave Protocol version: 1, 2 HDLC rate: no HDLC, 240, 480, 960, 1920, 2400 kbit/s, Highest possible Ethernet: On, Off; Pointer: 20 to 63 |
| Alarm Insertion | Signal Loss, LOS, LOF, LSS, Remote-LOS, Remote-LOF, RAI, SDI, Reset |
| Error Insertion | Item: LCV, SHV, K30.7, Pattern error Insertion timing: Manual, Rate |
| Alarm Detection | Signal loss, LOS, LOF, LSS |
| Error Detection | LCV, SHV, K30.7, Pattern error |
| Remote Status | Remote LOS, Remote LOF, RAI, SDI, Reset |
| Link | Rx: Protocol version, HDLC rate, Pointer P Tx: Protocol version, HDLC rate, Pointer P |
| Statistics | Alarms: Signal loss, LOS, LOF, LSS, Remote LOS, Remote LOF, RAI, SDI, Reset Errors: LCV, SHV, K30.7, Pattern error Frames count: Rx hyper frame, Rx code words, Tx hyper frame, Tx code words Delay: Delay, Average Delay, Min. Delay, Max. Delay Measurement count |
| OBSAI | |
| OBSAI Link | Tx: Force idle, Scramble seed, RP3 address, RP3 type Rx: Forced scrambler seed, Rx Filter, Scramble seed, RP3 address, RP3 type |
| Alarm Insertion | Signal Loss, LOF, No message, LSS |
| Error Insertion | Item: LCV, K30.7, Pattern error Insertion timing: Manual, Rate |
| Alarm Detection | Signal Loss, LOF, No message, LSS |
| Error Detection | LCV, K30.7, Pattern error |
| Link | Rx : Sync state |
| Statistics | Alarms: Signal loss, LOF, LSS Errors: LCV, K30.7, Pattern error Frames count: Tx/Rx Message Groups Delay: Delay, Average Delay, Min. Delay, Max. Delay Measurement count |
| CPRI/OBSAI APS | APS (Automatic Protection Switching) test and analysis <ul style="list-style-type: none"> • APS switching time is measured. A switching time exceeding the user-defined threshold is highlighted. • Trigger events (user selectable) • Alarm: Signal Loss, LOS (CPRI), LOF • Error: LCV, SHV (CPRI), Pattern error • Remote Alarm (CPRI): Remote LOS, Remote LOF, RAI, SDI, Reset • Switching time, Switching count, Pass/Fail, Minimum, Maximum and Average can be displayed. • APS switching time measurement resolution: 1 μs |

Mobile xHaul Testing Specifications

| | |
|-------------------|---|
| CPRI Pass Through | |
| Port Mode | Off, Normal |
| Statistics | Alarms: Signal loss, LOS , LOF, LSS, Remote LOS , Remote LOF , RAI , SDI , Reset Errors: LCV, SHV , K30.7, Pattern error |

| | |
|---|---|
| eCPRI/RoE (IEEE1914.3) BER Test (Setting) | |
| Frame Length | eCPRI: 50 byte to 16000 byte RoE: 51 byte to 16000 byte |
| eCPRI Frame Configuration | <ul style="list-style-type: none"> • Transmitting mode: Normal, Burst • Variable line rate traffic generation, up to full line rate • Line load profile: Constant, Ramp • Traffic duration: Continuous, Programmable number of seconds or frames • Frame sizes: Constant • Protocol Stack <ul style="list-style-type: none"> • Ethernet-eCPRI, Ethernet-IPv4-UDP-eCPRI, Ethernet-IPv6-UDP-eCPRI, Ethernet-VLAN-eCPRI, Ethernet-VLAN-IPv4-UDP-eCPRI, Ethernet-VLAN-IPv6-UDP-eCPRI, • eCPRI frame parameter <ul style="list-style-type: none"> • Common Header: Following the Message Type can be chosen IQ Data, Bit Sequence, Real-Time Control Data, Generic Data Transfer, Remote Memory Access, One-way Delay Measurement, Remote Reset, Event Indication, User Defined, None • Message Header: Change of Message Type • Payload: PRBS31 • Increment, Decrement and Random: PC_ID, SEQ_ID, RTC_ID, RESET_ID |
| RoE (IEEE1914.3) Frame Configuration | <ul style="list-style-type: none"> • Transmitting mode: Normal, Burst • Variable line rate traffic generation, up to full line rate • Line load profile: Constant, Ramp • Traffic duration: Continuous, Programmable number of seconds or frames • Frame sizes: Constant • Protocol Stack <ul style="list-style-type: none"> • Ethernet-RoE, Ethernet-VLAN-RoE • RoE Frame setting <ul style="list-style-type: none"> • Common Header: Following the Sub Type can be chosen RoE Control sub type, RoE Structure-agnostic data sub type, RoE Structure-aware CPRI data sub type, RoE Slow C&M CPRI sub type, RoE Native time domain data sub type, RoE Native frequency domain data sub type, RoE Native PRACH data sub type, User Defined, None • Flow ID: Fixed, Increment, Decrement and Random • Ordering info: Fixed, Increment, Decrement and Random <ul style="list-style-type: none"> • Sub Header: Choice of the Sub Type • Payload: PRBS31 |
| VLAN, ARP, IP/UDP Address Setting | <ul style="list-style-type: none"> • Two VLAN tags supported • Generate pause frames, Respond to pause frames • Answer incoming ARP, Ping requests (On/Off) <p>The following items can also be set only when eCPRI is selected.</p> <ul style="list-style-type: none"> • Configurable IP and Ethernet source and destination addresses (supports IPv4 and IPv6 addressing) <ul style="list-style-type: none"> • IPv4: Fixed, DHCP, DNS • IPv6: Fixed, NDP • Address increment, Decrement and Random generation supported • User programmable UDP port number • UDP check sum: Automatic |
| Transmit Signal Clock Sources | Internal, Received clock, 2-MHz signal, SETS (E1: 2.048 Mbps), BITS (DS1: 1.544 Mbps), PTP (IEEE 1588 v2) recovered clock or signal from optional GPS receiver Frequency deviation: ±100 ppm (1-ppm steps) |
| Receive Setting | User-defined expected preamble length: 3 bytes to 15 bytes User-defined IFG lower threshold: 8 bytes to 15 bytes (RJ45 port only) User-defined Jumbo frame size upper limit: 1519 bytes to 16000 bytes |
| Error Generation | IFG for Ethernet (RJ45 port only), FCS, Preamble, Error symbol/block, Wrong IP check sum, Fragmented IP, Wrong layer 4 check sum, PRBS bit error, BER test sequence error |
| Alarm Generation | No link, Remote fault |
| SyncE Protocol Emulation | Signal generation for Quality Level (QL) specified by SyncE function. Analysis of QL indicated in received Ethernet signal with alarm at missing QL indications. SyncE results: SSM Rx count and rate, SSM Tx count, Indicated QL statistics, SSF seconds ESMC messages captured and exported in Wireshark format. |

Mobile xHaul Testing Specifications

| | |
|---------------------------------|---|
| IEEE 1588 v2 Protocol Emulation | <ul style="list-style-type: none"> Each port of the Ethernet interface can act as a timing master or a timing slave independently. Supported profiles: G.8265.1, G.8275.1, User Defined When acting as master in Unicast (G.8265.1) mode, one slave is accepted at a time. If the slave requires 32, 64, or 128 Sync messages per second, IEEE 1588-2008 paragraph 7.7.2.1 specifying 90% confidence interval is not supported. <p>Configurable parameters</p> <ul style="list-style-type: none"> Domain: 0 to 255 Step Mode: One-step, Two-step Delay Mechanism: Delay request/response, Peer delay Negotiation: On/Off (Unicast only) Clock Source: Internal or UTC locked with GPS Clock Identify Priority#1, #2, Class, Time Source, Accuracy Index: 0 to 255 Announce Interval: 1/8 to 32 s Announce Timeout: 2 to 255 s Sync Interval: 1/128 to 32 s Minimum Delay Request Interval: 1/128 to 32 s Unicast Duration: 60 s to 1,000 s <ul style="list-style-type: none"> Protocol Stack <ul style="list-style-type: none"> Layer2: Ethernet, Ethernet/VLAN, Ethernet/MPLS Layer3: None, IPv4, IPv6 PTP Protocol Analysis <ul style="list-style-type: none"> Statistics of IEEE 1588 messages and message rate. Logged IEEE 1588 events: Clock state transitions, State transition events, Faults and Changes in grand-master clock IEEE 1588 messages captured and exported in Wireshark format |
| E-OAM Protocol Emulation | <p>Standards Supported</p> <ul style="list-style-type: none"> ITU-T Y.1731 (Service layer OAM) IEEE 802.1ag (Connectivity layer OAM) IEEE 802.3 (formerly IEEE 802.3ah) (Access link OAM) <p>Generates and receives following OAM messages.</p> <ul style="list-style-type: none"> ITU-T Y.1731: CCM, LBM, LBR, LTM, LTR, AIS, LCK, TST, MCC, LMM, LMR, 1DM, DMM, DMR, EXM, EXR, VSM, VSR, SLM, SLR IEEE 802.1ag: CCM, LBM, LBR, LTM, LTR IEEE 802.3ah: Information, Variable request, Variable response, Loopback control |
| IEEE 802.3ah Function | <ul style="list-style-type: none"> Discovery Loopback activate |

| | |
|--|---|
| eCPRI/RoE (IEEE1914.3) BER Test (Counter, Monitor) | |
| Status | <ul style="list-style-type: none"> Link status, Interface type, Jabber detected, Frames present, MPLS/EoMPLS/VLAN, Speed, Full or half duplex, Local clock (Ethernet 1000 Mbps), LFS LF/RF (Ethernet 10 Gbps), Signal present, Bit rate of incoming Ethernet signal, Auto negotiation complete Link partner abilities: <ul style="list-style-type: none"> Pause capable and Asymmetric pause request (not Ethernet 10 Gbps and more), Remote fault, Speed/Duplex Indicators for Utilization, Throughput and Errored frames Signal level indication for optical Ethernet interfaces LFS local fault, LFS remote fault, High BER, LOA (10 Gbps) Invalid sync header, Invalid alignment marker, BIP error, Invalid block (10 Gbps) |
| Resolution | <ul style="list-style-type: none"> User-defined resolution for statistical measurements: 1, 2, 5, 10, 15, 30 s, 1, 5, 10, 15, 30 min, 1, 2, 4, 6, 12 h Event log: Major measurement events incl. errors and alarms are logged with 1-second resolution. |
| Performance Statistics | <ul style="list-style-type: none"> Utilization (Max./Min./Avg.), Throughput (Max./Min./Avg.), Frame rate (Max./Min./Avg.) |
| Frame Statistics | <ul style="list-style-type: none"> Total frames, Total valid frames, Unicast/Multicast/Broadcast frames, Number of pause frames Number of VLAN tagged frames, Max. number of VLAN layers detected, Last received VLAN ID, Last received VLAN priority Total errored frames, Fragmented frames, Number of oversized and undersized (runts) frames, Number of FCS errored frames |
| Burst Statistics | <ul style="list-style-type: none"> Total frames, Total valid frames, Number of burst, Total frames in bursts, Burst size (Max./Min./Avg.) |
| Frame Distribution Statistics | <ul style="list-style-type: none"> Total valid/ frames, 64 to 127, 128 to 255, 256 to 511, 512 to 1023, 1024 to 1518 byte frames, Total number of jumbo frames Frame size (Max./Min./Avg.) |

Mobile xHaul Testing Specifications

| | |
|----------------------|--|
| Adjustable Threshold | Utilization, Throughput, Errored frames, Collision rate, Unicast frames, Multicast frames, Broadcast frames, Pause frames, Fragmented frames, Undersized frames (runts), Oversized frames, FCS errored frames, IFG violations (RJ45 port only), Preamble violations, BER test pattern errors, Sequence errors, Diff.Tx-Rx |
| BER Test | <p>Generation and detection of test patterns, Count of errors in received test pattern, Detection of sequence errors, loss of sequence synchronization, Frame loss count and frame loss seconds</p> <p>Throughput measurement results are calculated for:</p> <ul style="list-style-type: none"> • Utilization layer, Physical layer, Physical layer excluding preamble, Link layer, Network layer and Data layer • Min./Max./Avg. values <p>Performance (M.2100 type) parameters: ES, SES, ALS, UAT, AVT, EFS</p> <p>Test patterns: PRBS 31</p> <p>User-defined resolution: 1, 2, 5, 10, 15, 30 s, 1, 5, 10, 15, 30 min, 1, 2, 4, 6, 12 h</p> <p>Event log: Major measurement events incl. errors and alarms are logged with 1-second resolution.</p> |

| eCPRI/RoE (IEEE1914.3) BER Test (Frame Capture) | |
|---|---|
| Capture Buffer Size | 1 Mbytes to 128 Mbytes (10 Mbps, 100 Mbps, 1 Gbps, 10 Gbps) When capture buffer full: Stop or Wrap |
| Capture Frame Slicing | If activated capture frame is first 64 bytes or 128 bytes of each frame (ignores rest of the frame) |
| Timestamp Resolution | 100 ns |
| Include Tx Frame | On/Off |
| Capture Trigger | Manual, On error, Field match Trigger position: Top, Middle |
| Error Trigger | Fragmented frames, Oversize frames, Undersized frames, Undersized and oversized frames, FCS errored frames, Any type |
| Trigger Field Pattern Data | Enabled when capture trigger setting is Field match <ul style="list-style-type: none"> • Offset: 0 to 15999 bytes • Length: 1 bytes to 16 bytes |
| Capture Data | Pcap format for display in Wireshark |

Fibre Channel Testing Specifications

| | |
|--------------------|--|
| Common | |
| Bit Rate | 1.0625 Gbps (FC-100/1GFC), 2.125 Gbps (FC-200/2GFC), 4.25 Gbps (FC-400/4GFC), 8.5 Gbps (FC-800/8GFC), 10.52 Gbps (FC-1200/10GFC) |
| Test Configuration | FC-Performance Test, FC-BERT, FC-Reflector |

| | |
|-----------------------------|---|
| FC-BERT | |
| Port mode | Off, 1GFC, 2GFC, 4GFC, 8GFC, 10GFC |
| Timing source | Internal, External, GPS, Received |
| Topology | Point-to-point, Fabric, E-Port |
| Flow Control | Credit based transmitter: On/Off Buffer-to-buffer credit configuration: 1 to 65535, Buffer-to-buffer credit and R_RDY counters, R_RDY injection |
| Source | Port WWN: User define or Default ID: 000000 to FFFFFFFF |
| Destination | Port WWN: User define or Default ID: 000000 to FFFFFFFF |
| Primitive Sequence Protocol | Count and transmit primitive sequence: LR, LRR, NOS, OLS |
| Traffic Generation | <ul style="list-style-type: none"> • 1GFC (with SOF and EOF frame delimiters and 2GFC frames), Class-3 service frames • Traffic shaping: Constant, Ramp, Burst, 2GFC frame header configuration • Frame length configuration: 3240 bytes (max.) |
| BERT test | <ul style="list-style-type: none"> • Test modes: Unframed BER test, Layer 1 BER test, Layer 2 BER test • Test patterns: PRBS 9, PRBS 11, PRBS 15, PRBS 20, PRBS 23, PRBS 29, PRBS 31, HF test pattern, CSPAT, CJPAT, CRPAT, JTPAT, SPAT, 55 Hex, Fox, 32-bit user programmable, ZERO • Error injection: Bit, CRC, Symbol • Results: Pattern loss seconds, Traffic loss seconds, Bit error count, BER |
| Measurement | <ul style="list-style-type: none"> • Alarm detection: LOS, Link down, Pattern loss • Service disruption measurement: Average/Max service disruption, Number of service disruptions • Traffic statistics: Bandwidth utilization, Data rate, Frame count, Byte count, Frame size distribution, Buffer-to-buffer credit count, R_RDY count, Frame loss count, Round trip delay, Packet jitter, Bit errors, CRC errors, Symbol errors, LR, LRR, NOS, OLS |

| | |
|---------------|--|
| FC-Reflector | |
| Port mode | Off, 1GFC, 2GFC, 4GFC, 8GFC, 10GFC |
| Timing source | Internal, External, GPS, Received |
| Topology | Point-to-point, Fabric, E-Port |
| Flow Control | Credit based transmitter: On/Off Buffer-to-buffer credit configuration: 1 to 65535, Buffer-to-buffer credit and R_RDY counters, R_RDY injection |
| Source | Port WWN: User define or Default |
| Frame Setup | Framing: SOF:Data:EOF or SOF:Header:Data:CRC:EOF |

| | |
|---------------------|--|
| FC-Performance Test | |
| Port mode | Off, 1GFC, 2GFC, 4GFC, 8GFC, 10GFC |
| Timing source | Internal, External, GPS, Received |
| Topology | Point-to-point, Fabric, E-Port |
| Flow Control | Credit based transmitter: On/Off Buffer-to-buffer credit configuration: 1 to 65535, Buffer-to-buffer credit and R_RDY counters, R_RDY injection |
| Source | Port WWN: User define or Default ID: 000000 to FFFFFFFF |
| Destination | Port WWN: User define or Default ID: 000000 to FFFFFFFF |
| Configuration | Test Mode: Port-to-Port, Loopback Kinds of test: Throughput, Traffic Profile, Latency, Burst, Credit Frame Size: User Defined (64, 128, 256, 512, 768, 2014, 1280, 2140, up to 3240), Stepped (40 to 3240), Constant |

Device Testing, SDH/SONET Testing Specifications

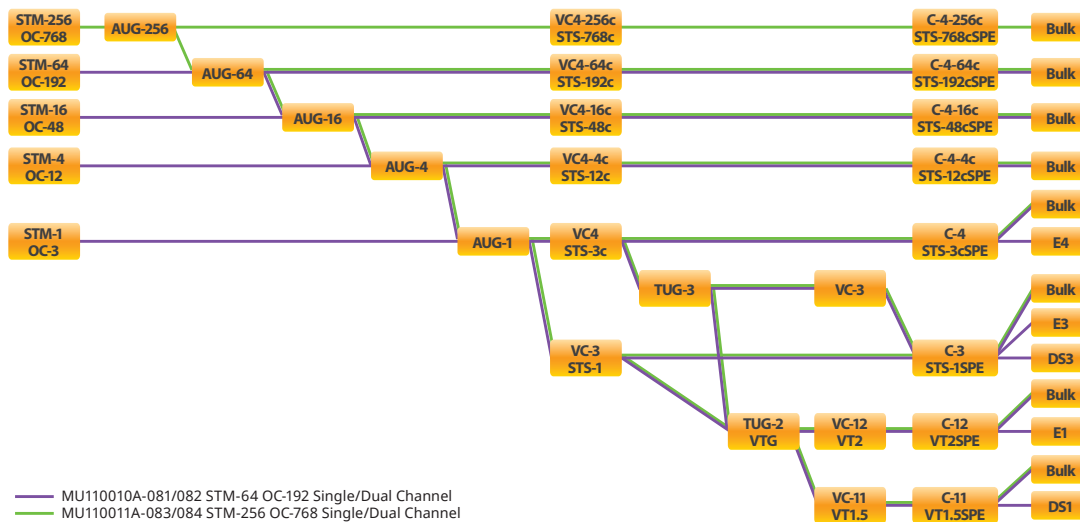
Device Testing

| | |
|----------------------|---|
| Device Test | |
| Interface Type | Off, CFP, CFP2, CXP, QSFP+ |
| Supported Bit Rate | Off, 40 Gbps Ethernet, 100 Gbps Ethernet, STM-256/OC-78, OTU4, OTU3, OTU3e1, OTU3e2 |
| Timing Source | Internal clock, External clock |
| Test Pattern | PRBS 7, PRBS 9, PRBS 15, PRBS 23, PRBS 31, Square wave |
| Frequency Offset | ±200 ppm (0.1 ppm step) |
| Error Insertion | Item Bit error Insertion timing Single |
| Monitor | Signal level: dBm Frequency: Hz, ppm LOS, LSS, CDR lock, Bit error |
| Transceiver | Module Present Transceiver Information Alarm, Wavelength and bit rate, Compliance, Vendor Information, Output Control Power monitor For CFP and CFP2 • MDIO analysis: NVR1, NVR2, Module FAWS, MW Lane FAWS, CTRL, MDIO • I2C • Setting For CFP: VOD, Pre-Emphasis, Rx Equalizer For CFP2: Attenuation, Pre-Emphasis, Rx Equalizer |
| No Frame Measurement | Bit error, Frequency |

SDH/SONET and PDH/DSn Testing

| | |
|--|--|
| SDH and SONET Test | |
| Framing | SDH: Complies with ITU-T G.707, SONET: Complies with Telcordia GR-253 |
| Transmitter Clock | • Internal clock accuracy: ±4.6 ppm, Clock offset: ±200 ppm (0.1 ppm steps) • Recovered clock • TTL level external 2 MHz clock • SETS (E1: 2.048 Mbps), BITS (DS1: 1.544 Mbps) |
| Receive Signal Rate | ±200 ppm Frequency deviation indication resolution: ±0.1 ppm |
| STM-1e Electrical Attenuation and Impedance Mode | TERMINATE: Up to 12 dB cable attenuation, Nominal impedance MONITOR: 20 dB linear attenuation and up to 12 dB cable attenuation, Nominal impedance |
| TCM Frame Format | ITU-T G.783, G.707 Annex D (TCM option 2) and Annex E, POH bytes: N1 (VC-4, VC-3), Z5 (STS-3c, STS-1), N2 (VC-12, VC-11), Z6 (VT-2, VT-1.5) TCM Access Point Identifier (Apid): 15 bytes ASCII sequence, CRC-7 |
| Scrambling | SDH: Complies with ITU-T G.707, SONET: Complies with Telcordia GR-253 |

SDH/SONET Mapping



PDH/DSn Testing Specifications

| | |
|------------------|--|
| Alarms | <p>Detected and generated alarms</p> <ul style="list-style-type: none"> SDH: LOS, LOF, OOF, MS-AIS, MS-RDI, AU-AIS, AU-LOP, HP-PLM, HP-UNEQ, HP-TIM, HP-RDI, TU-LOM, TU-AIS, TU-LOP, LP-PLM, LP-UNEQ, LP-TIM, LP-RDI, LSS STM-256: LOF-STL, OOF-STL, LOR-STL, OOR-STL SONET: LOS, LOF, OOF, AIS-L, RDI-L, AIS-P, LOP-P, TIM-P, PLM-P, UNEQ-P, RDI-P, LOM-V, AIS-V, LOP-V, PLM-V, UNEQ-V, RDI-V, TIM-V, LSS OC-768: LOF-STL, OOF-STL, LOR-STL, OOR-STL TCM: TC-LTC, TC-TIM, TC-UNEQ, TC-AIS, TC-RDI, TC-ODI, STL (STM-256) <p>Inserted alarms</p> <ul style="list-style-type: none"> Permanent Alternate: 1 to 8000 consecutive alarm frames, 1 to 8000 consecutive normal frames |
| Errors | <p>Detected and generated errors</p> <ul style="list-style-type: none"> SDH: A1/A2, B1, B2, MS-REI, B3, HP-REI, V5/B3, LP-REI, Pattern error, ERR trans STM-256: A1A2-STL SONET: A1/A2, B1, B2, REI-L, B3, REI-P, V5/B3, REI-V, Pattern error, ERR trans OC-768: A1A2-STL TCM: TC-IEC, TC-BIP2, TC-REI, TC-OEI <p>Error insertion</p> <ul style="list-style-type: none"> Manual: 1 to 8000 consecutive errors (excluding Pattern error) 1 to 4000 consecutive errors (for Pattern error) Continuous: 10^{-3}, 10^{-4}, 10^{-5}, 10^{-6}, 10^{-7}, 10^{-8}, 10^{-9}, 10^{-10} (The available highest rate varies depending on the error item.) Alternate: 1 to 8000 consecutive error frames, 1 to 8000 consecutive normal frames (excluding Pattern error and ERR trans) 1 to 4000 consecutive error bits, 100 to 4000 consecutive normal bits (for Pattern error) |
| BER Test Pattern | <p>Pattern generation and detection for O.181 bulk test pattern</p> <ul style="list-style-type: none"> Test patterns supported: PRBS 9, PRBS 11, PRBS 15, PRBS 20, PRBS 23, PRBS 29, PRBS 31, PRBS patterns can be inverted. All 0 s, All 1 s, Alternating 1:1, Alternating 1:3, Alternating 1:7, 2 in 8 User-defined patterns (Pattern length: up to 2048, Length step: 8-bit) |
| Pointer | <ul style="list-style-type: none"> Support pointer events monitoring and generation Pointer test sequences: None, Single alternating, Regular + Double, Regular + Missing, Double alternating Display pointer value of receiver side Graphical display of pointer movements |
| Overhead | <ul style="list-style-type: none"> Generation of section/transport and path overhead bytes Display of current section/transport and path overhead bytes <p>All overhead can be decoded, including decoded J0, J1, J2 byte.</p> |
| STL Skew | <p>STM-256, OC-768</p> <ul style="list-style-type: none"> Insertion Bits: 0 to 138240 Detection Relative skew, Marker map |
| Through Mode | <ul style="list-style-type: none"> Transparent mode OH overwrite mode: Can be changed SOH (SDH), TOH (SONET) |

| | |
|---|--|
| SDH and SONET Results | |
| Status | <p>Current information on</p> <ul style="list-style-type: none"> Alarms and errors on monitored line Input level indication for optical signals Input level indication for electrical signals Actual bit rate Frequency deviation |
| Statistics | <p>User-defined measurement resolution: 1, 2, 5, 10, 15, 30 s, 1, 5, 10, 15, 30 min, 1, 2, 4, 6, 12 h</p> <p>Logged information: Alarms (seconds and ratio), Errors (count or count and ratio), Pointer operations</p> <p>Event log: Major measurement events incl. errors, alarms and pointer operations are logged with 1-second resolution.</p> |
| Error Performance | <p>G.826/G.828/G.829/M.2100 analysis of received signal based on detected errors and alarms:</p> <p>ES, SES, BBE (not M.2100), UNAV</p> |
| APS | <p>APS (Automatic Protection Switching) test and analysis</p> <ul style="list-style-type: none"> APS switching time is measured. A switching time exceeding the user-defined threshold is highlighted. <ul style="list-style-type: none"> Trigger events (user selectable): <ul style="list-style-type: none"> SDH: SDH alarms and errors, pattern bit error, APS switchover SONET: SONET alarms and errors, pattern bit error, APS switchover Number of switchovers indicated by APS protocol K1/K2 bytes set and displayed Resolution of APS switching time measurement, SDH <ul style="list-style-type: none"> SDH events excluding VC-12 and VC-11 events, LOS (Loss of Signal): 1 μs VC-12 and VC-11 events: 0.5 ms Resolution of APS switching time measurement, SONET <ul style="list-style-type: none"> SONET events excluding VT-1.5 and VT-2 events, LOS (Loss of Signal): 1 μs VT-1.5 and VT-2 events: 0.5 ms |
| Round Trip Delay (Propagation Time) Measurement | <p>Resolution: 0.1 μs</p> <p>Measured Max. time: 10.0 s</p> <p>Interval: 0.5, 1, 2, 5, 10 s</p> |
| Tributary Scan | <p>Displays the alarm status of all channels in a specified layer except STM-256/OC-768</p> <p>Green: No alarm</p> <p>Red: Alarm occurring</p> <p>Gray: Not applied</p> |

PDH/DSn Testing Specifications

| | |
|---|--|
| E1 Test | |
| Test Port | Electrical line interfaces: 2 ports (MU110010A-001) Connector: BNC or RJ48 (selectable) |
| General | Complies with ITU-T G.703 for 2048 kbps |
| Impedance | Supported input impedances • 75Ω (unbalanced), 120Ω (balanced), High (>10 × nominal) |
| Line Code | HDB3 or AMI |
| Framing | Unframed or Framed: FAS/nFAS, Transmitter: Sa-bits (non-FAS), User-programmable |
| Transmitter Clock | • Internal 2.048 Mbps clock accuracy: ±4.6 ppm, Clock offset: ±125 ppm (1 ppm steps) • Recovered from receiver • TTL level external 2.048 MHz clock • SETS (E1: 2.048 Mbps), BITS (DS1: 1.544 Mbps) |
| Receive Signal Rate | • 2048 kbps ±150 ppm • Frequency deviation indication accuracy: ±1 ppm |
| Receiver Attenuation and Impedance Mode | <u>TERMINATE</u> • Up to 40 dB cable attenuation, Nominal impedance <u>MONITOR</u> • 20 to 26 dB linear attenuation and up to 6 dB cable attenuation, Nominal impedance • 20 to 30 dB linear attenuation, 0 dB cable attenuation, Nominal impedance <u>BRIDGED</u> • Up to 40 dB cable attenuation, High impedance |
| Drop and Insert | Supports drop & insert of one or multiple 64 kbps timeslots (TS) within E1 |
| Alarms | Detected and generated alarms: No signal, AIS, No frame, Distant (RDI) alarm, Pattern sync. loss, No CAS, MFAS, Distant (RDI) MF alarms |
| Errors | Detected: FAS/nFAS, CRC4, E-bit, Code, Pattern, Pattern slips, Frame slips Generated: FAS bit, FAS word, CRC-4, E-bit, Code, Pattern, Transparent Error insertion • Manual: 1 to 255 consecutive errors (1 to 16 consecutive FAS word errors) • Continuous: 10 ⁻² , 10 ⁻³ , 10 ⁻⁴ , 10 ⁻⁵ , 10 ⁻⁶ , 10 ⁻⁷ • Provoking of G.821, G.826 or M.2100 events (ES, SES etc.) (FAS, Pattern, CRC-4, E-bit) Manual slip insertion: Frame slips, Pattern slips |
| BER Test Pattern | Pattern generation • Unframed or Framed: n × 64 kbps in contiguous or non-contiguous channel access Supported test patterns • PRBS 6, PRBS 7, PRBS 9, PRBS 11, PRBS 15, PRBS 20, PRBS 23, QRSS 11, QRSS 20 • Fox pattern, Fox (CMA 3000), All 0, All 1, Alternating (1:1), (1:3), (1:7), (3:24) • User-defined up to 32 bits (Length: 1-bit steps) • User-defined up to 2048 bits (Length: 8-bit steps) All patterns can be inverted, except user-defined |
| CAS | CAS signaling bits can be set. |
| Tone and Speech Signal Insertion | Tone in one speech channel on one transmitter • Frequency: 1 Hz to 4 kHz (1-Hz steps) • Level: -70 to +3 dBm (1-dBm steps) • Artificial speech signal |
| Speech Decode | 64 kbps (ITU-T G.703): A-law according to ITU-T G.711 |

| | |
|----------------------|---|
| E1 Results | |
| Status | Current Information on • Alarms and errors on monitored line • Input level indication • Actual bit rate • Frequency deviation • FAS/non-FAS and CAS bits • Traffic overview: Busy/Idle indication from all 31 channels |
| Time Slot Monitoring | Contents of single time slot including positive/negative peak values. • Frequency for encoded tone: 1 Hz to 4 kHz (1-Hz steps) • Level for encoded tone: -66 to +3 dBm (1-dBm steps) |
| Statistics | User-defined measurement resolution: 1, 2, 5, 10, 15, 30 s, 1, 5, 10, 15, 30 min, 1, 2, 4, 6, 12 h Logged information: Alarms (seconds and ratio), Errors (count or count and ratio), Frequency deviation information Event log: Major measurement events incl. errors and alarms are logged with 1-second resolution. |
| Error Performance | G.821, G.826 or M.2100 analysis of PRBS in received signal, or based on CRC-4, E-bit or FAS: ES, SES, BBE (G.826), UAT, EFS, AT % or count. Error performance evaluation for total measurement: • HR% for user-defined error performance parameter or programmable OK and not-OK limits for FAS, Pattern, CRC-4 or E-bit count or ratio |

PDH/DSn Testing Specifications

| | |
|---|--|
| APS | APS switching time is measured. A switching time exceeding the user-defined threshold is highlighted. Number of switchovers. Trigger events (User selectable): 2 Mbps alarms (LOF or AIS; pattern bit error) Resolution of APS switching time measurement: LOF and AIS: 0.25 ms |
| Round Trip Delay (Propagation Time) Measurement | Resolution: 1 μ s Measured Max. time: 10.0 s Interval: 0.5, 1, 2, 5, 10 s |

| | |
|----------------------------------|--|
| DS1 Test | |
| Test Port | Electrical line interfaces: 2 ports (MU110010A-001) Connector: Bantam |
| General | Complies with ANSI T1.102 for 1544 kbps. |
| Impedance | 100 Ω or High (10 \times nominal; Receiver only) and DSX MON 100 Ω \pm 1% |
| Line Code | B8ZS, AMI |
| Framing | Unframed or Framed, Framed: SF, ESF, J-ESF (J1) |
| Transmitter Clock | <ul style="list-style-type: none"> Internal 1.544 Mbps clock accuracy: \pm4.6 ppm, Clock offset: \pm125 ppm (1 ppm steps) Recovered from receiver TTL level external 2.048 MHz clock SETS (E1: 2.048 Mbps), BITS (DS1: 1.544 Mbps) |
| Line Build Out | 0, -7.5, -15, -22.5 dB 0 to 133 ft, 133 to 266 ft, 266 to 399 ft, 399 to 533 ft, 533 to 655 ft |
| Receive Signal Rate | 1544 kbps \pm 150 ppm Frequency deviation indication resolution: \pm 1 ppm |
| Receiver Sensitivity | <u>DS1 Short Haul</u> <ul style="list-style-type: none"> 15 dB linear attenuation, 0 dB cable attenuation, Nominal impedance <u>TERMINATE</u> <ul style="list-style-type: none"> Up to 36 dB cable attenuation, Nominal impedance <u>DSX MONITOR</u> <ul style="list-style-type: none"> 15 to 25 dB linear attenuation, Nominal impedance <u>BRIDGE</u> <ul style="list-style-type: none"> Up to 36 dB cable attenuation, High impedance |
| Drop and Insert | Drop & Insert of one or multiple 56 kbps or 64 kbps timeslots (TS) within DS1 |
| Alarms | Generated and detected: LOS, OOF, AIS (Blue), RAI (Yellow), LSS |
| Errors | Generated or detected: Pattern, F-bit, S-bit, Pattern slips, BPV (Code), CRC-6, EXZ Error insertion <ul style="list-style-type: none"> Manual: 1 to 255 consecutive errors Continuous: 10⁻², 10⁻³, 10⁻⁴, 10⁻⁵, 10⁻⁶, 10⁻⁷ For performance: ES, SES |
| BER Test Pattern | Supported test patterns <ul style="list-style-type: none"> PRBS 9, PRBS 11, PRBS 15, PRBS 20, PRBS 23, PRBS 29, PRBS 31, QRSS 20 All 0, All 1, Alternating (1:1), (1:3), (1:7), (3:24), Fox pattern, Fox (CMA 3000) User-defined up to 32 bits (Length: 1-bit steps) User-defined up to 2048 bits (Length: 8-bit steps) All patterns can be inverted, except User-define |
| Loopback Code | Supported loopback codes: LLA, LLD, PLA, PLD, ULB, NLA, USR, ACS, DCS, AN1, DN1, AN2, DN2, 100K, USER_INBAND (User-defined FDL/in-band code) Insertion: On/Off |
| CAS | CAS signaling bits can be set. |
| Tone and Speech Signal Insertion | Tone in one speech channel on one transmitter <ul style="list-style-type: none"> Frequency: 1 Hz to 4 kHz (1-Hz steps) Level: -70 to +3 dBm (1-dBm steps) Artificial speech signal |
| Speech Decode | 64 kbps or 56 kbps: μ -law |

PDH/DSn Testing Specifications

| DS1 Results | |
|---|---|
| Status | <p>Current Information on</p> <ul style="list-style-type: none"> • Alarms and errors on monitored line • Input level indication • Actual bit rate • Frequency deviation • Contents of one time slot • Framing and CAS bits • Traffic overview: Busy/Idle indication from all 24 channels |
| Time Slot Monitoring | <p>Contents of single time slot including positive/negative peak values.</p> <ul style="list-style-type: none"> • Frequency for encoded tone: 1 Hz to 4 kHz (1-Hz steps) • Level for encoded tone: -66 to +3 dBm (1-dBm steps) |
| Statistics | <p>User-defined measurement resolution: 1, 2, 5, 10, 15, 30 s, 1, 5, 10, 15, 30 min, 1, 2, 4, 6, 12 h</p> <p>Logged information: Alarms (seconds and ratio), Errors (count or count and ratio), Frequency deviation information</p> <p>Event log: Major measurement events incl. errors and alarms are logged with 1-second resolution.</p> |
| Error Performance | G.821, G826, or M.2100 analysis of PRBS in received signal, or based on detected errors: ES, SES, ALS, UAT, AVT, EFS, BBE (G.826) |
| APS | <p>APS switching time is measured. A switching time exceeding the user-defined threshold is highlighted.</p> <p>Number of switchovers.</p> <p>Trigger events (User selectable): 1.5 Mbps alarms (OOF, AIS; pattern bit error)</p> <p>APS switching time measurement resolution: No frame, AIS: 0.25 ms</p> |
| Round Trip Delay (Propagation Time) Measurement | <p>Resolution: 1 μs</p> <p>Measured Max. time: 10.0 s</p> <p>Interval: 0.5, 1, 2, 5, 10 s</p> |

| E3 Test | |
|--------------------------------|--|
| Test Port | <p>Electrical line interfaces: 2 ports (MU110010A-001)</p> <p>Connector: BNC</p> |
| General | Complies with ITU-T G.703 for 34368 kbps |
| Impedance | 75 Ω |
| Line Code | HDB3 |
| Framing | Unframed or Framed: Complies with ITU-T G.751 for E3 signals |
| Transmitter Clock | <ul style="list-style-type: none"> • Internal clock accuracy: ± 4.6 ppm, Clock offset: ± 125 ppm (1 ppm steps) • Recovered from receiver • TTL level external 2.048 MHz clock • SETS (E1: 2.048 Mbps), BITS (DS1: 1.544 Mbps) |
| Receive Signal Rate | <p>34368 kbps ± 150 ppm</p> <p>Frequency deviation indication resolution: ± 1 ppm</p> |
| Attenuation and Impedance Mode | <p>TERMINATE</p> <ul style="list-style-type: none"> • Up to 12 dB cable attenuation, Nominal impedance <p>MONITOR</p> <ul style="list-style-type: none"> • 20 dB linear attenuation and up to 12 dB cable attenuation, Nominal impedance • 20 to 30 dB linear attenuation, 0 dB cable attenuation, Nominal impedance |
| Alarms | Detected and generated alarms: No signal, AIS, No frame, RDI, Pattern sync. loss |
| Errors | <p>Detected and generated errors: Frame, Code, Pattern, Pattern slip</p> <p>Error insertion</p> <ul style="list-style-type: none"> • Manual: 1 to 255 consecutive errors • Continuous: 10^{-2}, 10^{-3}, 10^{-4}, 10^{-5}, 10^{-6}, 10^{-7} • For performance: ES, SES |
| BER Test Pattern | <p>Pattern Generation and Detection, Supported test patterns</p> <ul style="list-style-type: none"> • PRBS 9, PRBS 11, PRBS 15, PRBS 20, PRBS 23 • Fox pattern, Fox (CMA 3000), All 0, All 1, Alternating 1:1, Alternating 1:3, Alternating 1:7, Alternating 3:24 • User-defined up to 32 bits (Length: 1-bit steps) • User-defined up to 2048 bits (Length: 8-bit steps) <p>All patterns can be inverted, except user-defined</p> |

PDH/DSn Testing Specifications

| E3 Results | |
|---|--|
| Status | Current Information on <ul style="list-style-type: none"> • Alarms and errors on monitored line • Input level indication • Actual bit rate • Frequency deviation |
| Statistics | User-defined measurement resolution: 1, 2, 5, 10, 15, 30 s, 1, 5, 10, 15, 30 min, 1, 2, 4, 6, 12 h Logged information: Alarms (seconds and ratio), Errors (count or count and ratio), Frequency deviation information Event log: Major measurement events incl. errors and alarms are logged with 1-second resolution. |
| Error Performance | G.826/M.2100 analysis of received signal, or based on detected errors ES, SES, ALS, UAT, AVT, EFS, BBE (G.826) |
| Round Trip Delay (Propagation Time) Measurement | Resolution: 1 μ s Measured Max. time: 10.0 s Interval: 0.5, 1, 2, 5, 10 s |

| DS3 Test | |
|--------------------------------|---|
| Test Port | Electrical line interfaces: 2 ports (MU110010A-001) Connector: BNC |
| General | Complies with ANSI for 44736 kbps |
| Impedance | 75 Ω |
| Line Code | B3ZS |
| Framing | Unframed or Framed, Framed: C-bit parity, M13 in accordance with ANSI T1.107 |
| Transmitter Clock | <ul style="list-style-type: none"> • Internal clock accuracy: ± 4.6 ppm, Clock offset: ± 125 ppm (1 ppm steps) • Recovered from receiver • TTL level external 2.048 MHz clock • SETS (E1: 2.048 Mbps), BITS (DS1: 1.544 Mbps) |
| Line Build Out | 0 ft, 225 ft |
| Receive Signal Rate | 44736 kbps ± 150 ppm Frequency deviation indication resolution: ± 1 ppm |
| Attenuation and Impedance Mode | TERMINATE <ul style="list-style-type: none"> • Up to 12 dB cable attenuation, Nominal impedance MONITOR <ul style="list-style-type: none"> • 20 dB linear attenuation and up to 12 dB cable attenuation, Nominal impedance • 20 to 30 dB linear attenuation, 0 dB cable attenuation, Nominal impedance |
| Alarms | Detected and generated alarms: LOS, LOF, AIS (Blue), RAI (Yellow), DS3 idle, LSS |
| Errors | Detected and generated errors: Pattern, C-bit, F-bit, P-bit, Code (BPV), FEBE (detect only), EXZ (detect only) Error insertion <ul style="list-style-type: none"> • Manual: 1 to 255 consecutive errors • Continuous: 10^{-2}, 10^{-3}, 10^{-4}, 10^{-5}, 10^{-6}, 10^{-7} |
| BER Test Pattern | Pattern generation and detection, Supported test patterns <ul style="list-style-type: none"> • PRBS 9, PRBS 11, PRBS 15, PRBS 20, PRBS 23, PRBS 29, PRBS 31, QRSS 20 • Fox pattern, Fox (CMA 3000), All 0, All 1, Alternating 1:1, Alternating 1:3, Alternating 1:7, Alternating 3:24 • User-defined up to 32 bits (Length: 1-bit steps) • User-defined up to 2048 bits (Length: 8-bit steps) All patterns can be inverted, except user-defined |
| Loopback Code | Supports FEAC and C-bits loopback (ANSI T1.404 & T1.107a) |

| DS3 Results | |
|---|--|
| Status | Current information on <ul style="list-style-type: none"> • Alarms and errors on monitored line • Input level indication • Actual bit rate • Frequency deviation |
| Statistics | User-defined measurement resolution: 1, 2, 5, 10, 15, 30 s, 1, 5, 10, 15, 30 min, 1, 2, 4, 6, 12 h Logged information: Alarms (seconds and ratio), Errors (count or count and ratio), Frequency deviation Event log: Major measurement events incl. errors and alarms are logged with 1-second resolution. |
| Error Performance | G.826/M.2100 analysis of received signal, or based on detected errors ES, SES, ALS, UAT, AVT, EFS, BBE (G.826) |
| Round Trip Delay (Propagation Time) Measurement | Resolution: 1 μ s Measured Max. time: 10.0 s Interval: 0.5, 1, 2, 5, 10 s |

PDH/DSn Testing Specifications

| | |
|--------------------------------|--|
| E4 Test | |
| Test Port | Electrical line interfaces: 2 ports (MU110010A-001) Connector: BNC |
| General | Complies with ITU-T G.703 for 139264 kbps interfaces |
| Impedance | 75Ω |
| Line Code | CMI |
| Framing | Unframed or Framed: Complies with ITU-T G.751 for E4 signals |
| Transmitter Clock | <ul style="list-style-type: none"> • Internal clock accuracy: ±4.6 ppm, Clock offset: ±125 ppm (1 ppm steps) • Recovered from receiver • TTL level external 2.048 MHz clock • SETS (E1: 2.048 Mbps), BITS (DS1: 1.544 Mbps) |
| Receive Signal Rate | 139264 kbps ±150 ppm Frequency deviation indication resolution: ±1 ppm |
| Attenuation and Impedance Mode | <p><u>TERMINATE</u></p> <ul style="list-style-type: none"> • Up to 12 dB cable attenuation, Nominal impedance <p><u>MONITOR</u></p> <ul style="list-style-type: none"> • 20 dB linear attenuation and up to 12 dB cable attenuation, Nominal impedance |
| Alarms | Detected and generated alarms: No signal, AIS, No frame, RDI, Pattern sync. loss |
| Errors | <p>Detected and generated errors: Frame, Pattern error, Pattern slips</p> <p>Error insertion</p> <ul style="list-style-type: none"> • Manual: 1 to 255 consecutive errors • Continuous: 10⁻², 10⁻³, 10⁻⁴, 10⁻⁵, 10⁻⁶, 10⁻⁷ • For performance: ES, SES |
| BER Test Pattern | <p>Pattern generation and detection, Supported test patterns</p> <ul style="list-style-type: none"> • PRBS 9, PRBS 11, PRBS 15, PRBS 20, PRBS 23, PRBS 29, PRBS 31, QRSS 20 • All 0, All 1, Alternating 1:1, Alternating 1:3, Alternating 1:7, Alternating 3:24 • User-defined up to 32 bits (Length: 1-bit steps) • User-defined up to 2048 bits (Length: 8-bit steps) <p>All patterns can be inverted, except user-defined</p> |

| | |
|---|---|
| E4 Results | |
| Status | <p>Current information on</p> <ul style="list-style-type: none"> • Alarms and errors on monitored line • Input level indication • Actual bit rate • Frequency deviation |
| Statistics | <p>User-defined measurement resolution: 1, 2, 5, 10, 15, 30 s, 1, 5, 10, 15, 30 min, 1, 2, 4, 6, 12 h</p> <p>Logged information: Alarms (seconds and ratio), Errors (count or count and ratio), Frequency deviation</p> <p>Event log: Major measurement events incl. errors and alarms are logged with 1-second resolution.</p> |
| Error Performance | G.826/M.2100 analysis of received signal, or based on detected errors ES, SES, ALS, UAT, AVT, EFS, BBE (G.826) |
| Round Trip Delay (Propagation Time) Measurement | <p>Resolution: 1 μs</p> <p>Measured Max. time: 10.0 s</p> <p>Interval: 0.5, 1, 2, 5, 10 s</p> |

Optical Module Adaptors Specifications

10 Lane Extender MZ1223C

| | |
|---------------------------------|---|
| Interface/Connector | Host side: CFP MSA Draft 1.4 Compatible Interface Network side: SMP (plug) × 46 |
| Insertion/Removal Cycles (max.) | Host side: 180 (CFP connector) Network side: 480 (SMP connector) |
| Insertion Loss | ≤3.5 dB @ 5.59050 GHz (1/2 × 11.1809793568 Gbps) Including connector |
| Telecommunications Quality | Bit Error Rate: 1.0E-13 or less (Condition) for Evaluation: Installed in MT1100A, Loopback via 30 cm Semi-rigid cable Bit rate: 11.1809793568 Gbps × 10 lanes Pattern: PRBS31 |
| Dimensions and Mass | 160 (W) × 59.7 (H) × 218.4 (D) mm (excluding projections), ≤2 kg |
| Environmental | Temperature range Operating: +10° to +30°C, Storage: -20° to +60°C |

✱: Each I/O of Tx10p, Tx10n, Rx10p, and Rx10n is not connected with MT1100A when MZ1223C is installed in MT1100A.

✱: Tx/Rx indicates transmission signal/reception signal. p/n indicates Positive/Negative sides for a differential interface.
The logic level of the sending and receiving signal is 1.4VPMCL (Differential).

✱: MZ1223C and MT1100A are DC Coupled, and the capacitor for the AC coupling is not arranged in MZ1223C and MT1100A.

CFP2-CFP4 Adaptor J1665A*1

| | |
|--|---|
| Interface/Connector | Host Side: CFP2 Plug connector CFP4 Side: CFP4 Host adaptor |
| Insert/Removal Cycles | Host Side: 50 times (CFP2 connector) CFP4 Side: 100 times (CFP4 connector) |
| Insertion Loss (S ₂₁) | ≤-8.5 dB @14 GHz*2 |
| Return Loss (S ₁₁) CFP4 Side | ≤-5 dB @14 GHz*2 |
| Skew between Pair Connectors | ≤4 ps |
| Dimensions and Mass | 106.5 (W) × 41.5 (H) × 14.8 (D) mm (excluding projections), ≤120 g |
| Environmental | Temperature range Operating: 0° to +40°C, Storage: -20° to +60°C |

✱1: Discontinued.

✱2: Defined as the total loss when connecting with HCB (Host Compliance Board) or MCB (Module Compliance Board) that conforms to CEI-28G-VSR.

CFP2-QSFP28 Adaptor J1756A*3

| | |
|--|---|
| Interface/Connector | Host Side: CFP2 Plug connector QSFP28 Side: QSFP28 Host adaptor |
| Insert/Removal Cycles | Host Side: 50 times (CFP2 connector) QSFP28 Side: 100 times (QSFP28 connector) |
| Insertion Loss (S ₂₁) | ≤-12 dB @14 GHz*4 |
| Return Loss (S ₁₁) QSFP28 Side | ≤-4 dB @14 GHz*4 |
| Dimensions and Mass | 106.5 (W) × 41.5 (H) × 14.8 (D) mm (excluding projections), ≤120 g |
| Environmental | Temperature range Operating: 0° to +40°C, Storage: -20° to +60°C |

✱3: Discontinued.

✱4: Defined as the total loss when connecting with HCB (Host Compliance Board) or MCB (Module Compliance Board) that conforms to CEI-28G-VSR.

Ordering Information

Please specify the model/order number, name and quantity when ordering.
The names listed in the chart below are Order Names. The actual name of the item may differ from the Order Name.

1. Mainframe

| Model/Order No. | Name |
|---|--|
| Mainframe | |
| MT1100A | Network Master Flex |
| Standard accessories for MT1100A | |
| | Power Cord |
| Z1746A | Stylus |
| Z1870A | Utilities ROM |
| W3734AE | MT1100A Quick Reference Guide (English) |
| W3734AW | MT1100A Quick Reference Guide (Japanese) |
| Z1861A | Carrying Strap |
| Z1862A | Module Combination Kit |
| B0699A | Soft Case |
| Option | |
| MT1100A-003*1 | Connectivity for WLAN/Bluetooth |

*1: Please visit the Anritsu web site for updated information.

2. Power Supply Module

| Model/Order No. | Name |
|---|------------------------------------|
| MU110001A*2 | Battery and AC Power Supply Module |
| MU110002A*2 | AC only High Power Supply Module |
| Standard accessories for MU110001A | |
| G0327A*3 | Li-ion Battery: 2 pcs |

*2: Select MU110001A or MU110002A. Refer to page 31 for Configuration Guide.
When installing two test modules in an MT1100A mainframe, one module must be an MU110010A to select MU110001A, battery powered power module.

*3: MU110001A requires two G0327A.

3. Measurement Module*4

| Model/Order No. | Name |
|-----------------|-------------------------|
| MU110010A | 10G Multirate Module |
| MU110011A | 100G Multirate Module |
| MU110013A | 40/100G Advanced Module |

*4: One or two modules of MU110010A/11A/13A can be installed in one mainframe. Refer to page 31 for Configuration Guide.

4. Protocol Options*5, *6

MU110010A

| Model/Order No. | Name |
|----------------------|-------------------------------------|
| Ethernet | |
| MU110010A-001 | Up to 2.7G Dual Channel |
| MU110010A-011 | Ethernet 10G Single Channel |
| MU110010A-012 | Ethernet 10G Dual Channel |
| MU110010A-020 | TCP Throughput |
| CPRI/OBSAI | |
| MU110010A-071 | CPRI/OBSAI Up to 5G Dual Channel |
| MU110010A-072 | CPRI/OBSAI 6G to 10G Single Channel |
| MU110010A-073 | CPRI/OBSAI 6G to 10G Dual Channel |
| OTN | |
| MU110010A-001 | Up to 2.7G Dual Channel |
| MU110010A-051 | OTN 10G Single Channel |
| MU110010A-052 | OTN 10G Dual Channel |
| MU110010A-061 | ODU Multiplexing |
| MU110010A-062 | ODU Flex |
| SDH/SONET | |
| MU110010A-001 | Up to 2.7G Dual Channel |
| MU110010A-081 | STM-64 OC-192 Single Channel |
| MU110010A-082 | STM-64 OC-192 Dual Channel |
| Fibre Channel | |
| MU110010A-002 | FC 1G 2G 4G Dual Channel |
| MU110010A-091 | FC 8G 10G Single Channel |
| MU110010A-092 | FC 8G 10G Dual Channel |

*5: "channel" means physical port or client signal test mapped in OTN.
Refer to page 5 to 7 for OTN and client signals.

*6: These options can be retrofitted.

The Model/Order No. of retrofit options is "-3**".

Example

MU110010A-001 Up to 2.7G Dual Channel becomes MU110010A-301 Up to 2.7G Dual Channel Retrofit. In addition, specify one of the following media along with the required option.

| Model/Order No. | Name |
|-----------------|--------------------------------|
| Z1849A | DVD-ROM for Retrofit Options |
| Z1850A | USB Stick for Retrofit Options |

MU110011A

| Model/Order No. | Name |
|----------------------|-------------------------------------|
| Ethernet | |
| MU110011A-001 | Up to 10G Single Channel |
| MU110011A-003 | Up to 10G Dual Channel |
| MU110011A-013 | Ethernet 40G Single Channel |
| MU110011A-014 | Ethernet 40G Dual Channel |
| MU110011A-015 | Ethernet 100G Single Channel |
| MU110011A-020 | TCP Throughput |
| CPRI/OBSAI | |
| MU110011A-071 | CPRI/OBSAI Up to 10G Single Channel |
| MU110011A-072 | CPRI/OBSAI Up to 10G Dual Channel |
| OTN | |
| MU110011A-001 | Up to 10G Single Channel |
| MU110011A-003 | Up to 10G Dual Channel |
| MU110011A-053 | OTN 40G Single Channel |
| MU110011A-054 | OTN 40G Dual Channel |
| MU110011A-055 | OTN 100G Single Channel |
| MU110011A-061 | ODU Multiplexing |
| MU110011A-062 | ODU Flex |
| MU110011A-063*7 | 40G/100G ODU Multi Stage |
| SDH/SONET | |
| MU110011A-001 | Up to 10G Single Channel |
| MU110011A-003 | Up to 10G Dual Channel |
| MU110011A-083 | STM-256 OC-768 Single Channel |
| MU110011A-084 | STM-256 OC-768 Dual Channel |
| Fibre Channel | |
| MU110011A-005 | Up to 10G FC Single Channel |
| MU110011A-004 | Up to 10G FC Dual Channel |

MU110013A

| Model/Order No. | Name |
|----------------------|-------------------------------|
| Ethernet | |
| MU110013A-001**8 | Up to 10G Single Channel |
| MU110013A-003**8 | Up to 10G Dual Channel |
| MU110013A-013 | Ethernet 40G Single Channel |
| MU110013A-014 | Ethernet 40G Dual Channel |
| MU110013A-015 | Ethernet 100G Single Channel |
| MU110013A-016 | Ethernet 100G Dual Channel |
| MU110013A-023*9 | RS-FEC for 100GBASE-SR4 |
| CPRI/OBSAI | |
| MU110013A-071**8 | CPRI Up to 10G Single Channel |
| MU110013A-072**8 | CPRI Up to 10G Dual Channel |
| OTN | |
| MU110013A-001**8 | Up to 10G Single Channel |
| MU110013A-003**8 | Up to 10G Dual Channel |
| MU110013A-053 | OTN 40G Single Channel |
| MU110013A-054 | OTN 40G Dual Channel |
| MU110013A-055 | OTN 100G Single Channel |
| MU110013A-056 | OTN 100G Dual Channel |
| MU110013A-062 | ODU Flex |
| MU110013A-063 | 40G/100G ODU Multi Stage |
| SDH/SONET | |
| MU110013A-001**8 | Up to 10G Single Channel |
| MU110013A-003**8 | Up to 10G Dual Channel |
| MU110013A-083**8 | STM-256 OC-768 Single Channel |
| MU110013A-084**8 | STM-256 OC-768 Dual Channel |
| Fibre Channel | |
| MU110013A-005**8 | Up to 10G FC Single Channel |
| MU110013A-004**8 | Up to 10G FC Dual Channel |
| Device Test | |
| MU110013A-008*10 | 4 × 25G/28G BERT |

*7: These options including MU11001xA-061 function.

*8: MU110013A does not have a physical interface of these options.

These options are required for the client signal mapped in the OTN.

Refer to page 5 to 7 for OTN and client signals.

*9: Required to MU110013A-015 or MU110013A-016.

*10: Requires one of the following options:


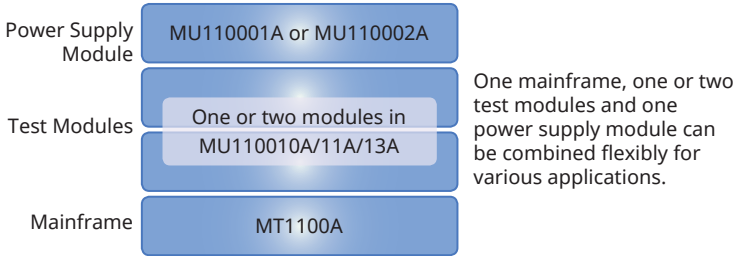
MU100013A-015, MU100013A-016, MU100013A-055, MU100013A-056

Ordering Information

Configuration Guide

Mainframe and Modules

| Product Number | Product Name | Description |
|----------------|------------------------------------|---|
| MT1100A | Network Master Flex | Network Master Flex Mainframe |
| MU110001A | Battery and AC Power Supply Module | Power supply module for MT1100A Includes G0237A × 2 (Battery), Z1862A (Hexagon wrench) |
| MU110002A | AC only High Power Supply Module | High power supply module for MT1100A Includes Z1862A (Hexagon wrench) |
| MU110010A | 10G Multirate Module | SFP/SFP+: 2, RJ45: 2, BNC (Tx/Rx): 2, RJ48: 2, Mini-bantam (Tx/Rx): 2 |
| MU110011A | 100G Multirate Module | CFP: 1, QSFP+: 2, SFP/SFP+: 2, RJ45: 2 |
| MU110013A | 40/100G Advanced Module | CFP2: 2, CXP: 2, QSFP+: 2, QSFP28: 2 (When using Z2046A, Z2047A, and Z2048A) |



Power Supply Modules and Test Modules Combination

Battery and AC Power Supply Module MU110001A

| | | Module 2 | | | |
|----------|-----------|-----------|-----------|-----------|-----------|
| | | No Module | MU110010A | MU110011A | MU110013A |
| Module 1 | MU110010A | ✓ | ✓ | ✓ | ✓ |
| | MU110011A | ✓ | ✓ | — | — |
| | MU110013A | ✓ | ✓ | — | — |

AC only High Power Supply Module MU110002A

| | | Module 2 | | | |
|----------|-----------|-----------|-----------|-----------|-----------|
| | | No Module | MU110010A | MU110011A | MU110013A |
| Module 1 | MU110010A | ✓ | ✓ | ✓ | ✓ |
| | MU110011A | ✓ | ✓ | ✓ | ✓ |
| | MU110013A | ✓ | ✓ | ✓ | ✓ |

✓: Available —: Not Available

Test Modules and Maximum Operating Ports

| Protocol | PDH/DSn | OTU1 | 100 Mbps to 1 Gbps Ethernet | STM-16/OC-48 | 1GF to 4GFC | OTU2/1e/2e/1f/2f | 10 Gbps Ethernet | STM-64/OC-192 | 8GFC to 10GFC | OBSAI1 X to 4 X | CPRI Option 1 to 8 | OTU3/3e1/3e2 | 40 Gbps Ethernet | STM-256/OC-768 | OTU4 | 100 Gbps Ethernet |
|-----------|---------|---------|-----------------------------|--------------|-------------|------------------|------------------|---------------|---------------|-----------------|--------------------|--------------|------------------|----------------|------|-------------------|
| MU110010A | 2 ports | 2 ports | | | 2 ports | | | | | | | | | | | |
| MU110011A | | 2 ports | | | 2 ports | | | | | | 2 ports*1 | 1 port | | | | |
| MU110013A | | | | | | | | | | | 2 ports | *2 | 2 ports | | | |

*1: Up to two ports in two QSFP+ and one CFP can be operated simultaneously.

*2: MU110013A does not have a STM-256/OC-768 physical interface.

MU110013A-083/084 are the options for STM-256/OC-768 client signals mapped in the OTN. Please refer to page 7.

Ordering Information

5. Optional Accessories

| Model/Order No. | Name |
|---------------------------------------|--|
| Optical modules*10 | |
| G0332A | 100M FX 1310 nm MM SFP |
| G0329A | 10G LR 1310 nm SFP+ |
| G0315A | 10G LR/LW 1310 nm SFP+ |
| G0316A | 10G ER/EW 1550 nm 40 km SFP+ |
| G0318A | 10G ZR/ZW 1550 nm 80 km SFP+ |
| G0319A | Up to 2.7G 1310 nm 15 km SFP |
| G0320A | Up to 2.7G 1310 nm 40 km SFP |
| G0321A | Up to 2.7G 1550 nm 80 km SFP |
| G0328A | 1G/2G/4G FC 850 nm SFP |
| G0322A | 1G/2G/4G FC 1310 nm SFP |
| G0323A | 1G/2G/4G FC 1550 nm SFP |
| G0356A | 8G FC/10G SR 850 nm SFP+ |
| G0359A | 40G SR4 850 nm QSFP+ |
| G0334A | 40G LR4 1310 nm QSFP+ |
| G0335A | 40G LR4 1310 nm CFP |
| G0336A | 40G FR 1550 nm CFP |
| G0337A | 100G LR4 1310 nm CFP |
| G0338A | 100G LR4 1310 nm CFP2 |
| G0339A | 100G 850 nm CXP |
| Z2048A*11 | CFP2-QSFP28 Adaptor with G0366A |
| Z2046A*11 | CFP2-QSFP28 Adaptor with G0364A |
| Z2047A*11 | CFP2-QSFP28 Adaptor with G0365A |
| Mainframe optional accessories | |
| B0717A | Hard Case |
| Z1860A | Battery Charger |
| G0325A | GPS Receiver |
| Z1871A | Utilities in USB Stick |
| B0692A*12 | ESD Box |
| G0382A | Autofocus Video Inspection Probe |
| G0306B | Video Inspection Probe |
| J1667A*13 | GPIB-USB Converter |
| B0705A | Rack Mount Kit |
| Cables | |
| J1571A | Optical Cable SM LC/PC to SC/PC 3 m |
| J1575A | Optical Cable SM LC/PC to FC/PC 3 m |
| J1579A | Optical Cable SM LC/PC to LC/PC 3 m |
| J1581A | Optical Cable MM LC/PC to LC/PC 3 m |
| J1583A | Optical Attenuator 10 dB LC/PC to LC/PC |
| J1584A | RJ45 Cable 3 m |
| J1585A | RJ48 to Crocodile Clips Cable 3 m |
| J1586A | RJ48 to Crocodile Clips Cable 20 dB ATT 3 m |
| J1588A | BNC Cable 2.5 m |
| J1589A | BNC to 1.6/5.6 Cable 2.5 m |
| J1591A | RJ48 to Two 3-pin Banana Plug Cable 2.5 m |
| J1597A | RJ48 Balanced PDH Cable Crossed 3 m |
| J1598A | Bantam Cable 3 m |
| J0775D | Coaxial Cord, 2.0 m (75Ω) |
| Manuals | |
| W3735AE | MT1100A Operation Manual (English) |
| W3735AW | MT1100A Operation Manual (Japanese) |
| W3736AE | MT1000A/MT1100A Remote Scripting Operation Manual (English) |
| W3736AW | MT1000A/MT1100A Remote Scripting Operation Manual (Japanese) |

*10: Refer to page 22 for the specifications of the optical module.

*11: Set of QSFP28 optical modules and CFP2-QSFP28 conversion adapters.

*12: Up to 4 SFP+/SFPs can be stored.

*13: J1667A is required for SCPI remote control via GPIB.

6. Extended Warranties

| Model/Order No. | Name |
|-----------------|-----------------------------------|
| MT1100A-ES210 | 2 Years Extended Warranty Service |
| MT1100A-ES310 | 3 Years Extended Warranty Service |
| MT1100A-ES510 | 5 Years Extended Warranty Service |
| MU110001A-ES210 | 2 Years Extended Warranty Service |
| MU110001A-ES310 | 3 Years Extended Warranty Service |
| MU110001A-ES510 | 5 Years Extended Warranty Service |
| MU110002A-ES210 | 2 Years Extended Warranty Service |
| MU110002A-ES310 | 3 Years Extended Warranty Service |
| MU110002A-ES510 | 5 Years Extended Warranty Service |
| MU110010A-ES210 | 2 Years Extended Warranty Service |
| MU110010A-ES310 | 3 Years Extended Warranty Service |
| MU110010A-ES510 | 5 Years Extended Warranty Service |
| MU110011A-ES210 | 2 Years Extended Warranty Service |
| MU110011A-ES310 | 3 Years Extended Warranty Service |
| MU110011A-ES510 | 5 Years Extended Warranty Service |
| MU110013A-ES210 | 2 Years Extended Warranty Service |
| MU110013A-ES310 | 3 Years Extended Warranty Service |
| MU110013A-ES510 | 5 Years Extended Warranty Service |

Optical Transceivers Interface List

| MU110010A | MU110011A | MU110013A | Model/ Order No. | Name | Form Factor | 100 Meg Ethernet | 156 Meg STM-1 | 614 Meg CPRI | 622 Meg STM-4 | 768 Meg OBSAI | 1 Gig FC | 1.23 Gig CPRI | 1.25 Gig Ethernet | 1.54 Gig OBSAI | 2 Gig FC | 2.46 Gig CPRI | 2.488 Gig STM-16 | 2.67 Gig OTU1 | 3.07 Gig CPRI OBSAI | 4 Gig FC | 4.92 Gig CPRI | 6.14 Gig CPRI OBSAI | 8 Gig FC | 9.83 Gig CPRI | 9.95 Gig STM-64 | 10.1 Gig CPRI | 10.3 Gig Ethernet | 10.5 Gig FC | 10.7 Gig OTU2 | 11.05 Gig OTU1e | 11.09 Gig OTU2e | 11.27 Gig OTU1f | 11.3 Gig OTU2f | 40G SDH/SONET | 40G Ethernet | 40G OTN | 100G Ethernet | 100G OTN | | | | |
|-----------|-----------|-----------|---------------------|---------------------------------|----------------|-------------------|---------------|--------------|---------------|---------------|----------|--------------------|--------------------|----------------|----------|---------------|------------------|---------------|---------------------|----------|---------------|---------------------|----------|---------------|-----------------|---------------|-------------------|-------------|---------------|-----------------|-----------------|-----------------|----------------|---------------|--------------|---------|---------------|----------|--|--|--|--|
| ✓ | ✓ | | G0332A | 100M FX 1310 nm MM SFP | SFP | 1310 nm, MM, 2 km | | | | | | | | | | | | | | | | | | | | | | | | | | | | | | | | | | | | |
| ✓ | ✓ | | G0329A | 10G LR 1310 nm SFP+ | SFP+ | | | | | | | 1310 nm, SM, 10 km | | | | | | | | | | | | | | | | | | | | | | | | | | | | | | |
| ✓ | ✓ | | G0315A | 10G LR/LW 1310 nm SFP+ | SFP+ | | | | | | | | | | | | | | | | | | | | | | | | | | | | | | | | | | | | | |
| ✓ | ✓ | | G0316A | 10G ER/EW 1550 nm 40 km SFP+ | SFP+ | | | | | | | | | | | | | | | | | | | | | | | | | | | | | | | | | | | | | |
| ✓ | ✓ | | G0318A | 10G ZR/ZW 1550 nm 80 km SFP+ | SFP+ | | | | | | | | | | | | | | | | | | | | | | | | | | | | | | | | | | | | | |
| ✓ | ✓ | | G0319A | Up to 2.7G 1310 nm 15 km SFP | SFP | | | | | | | | 1310 nm, SM, 15 km | | | | | | | | | | | | | | | | | | | | | | | | | | | | | |
| ✓ | ✓ | | G0320A | Up to 2.7G 1310 nm 40 km SFP | SFP | | | | | | | | 1310 nm, SM, 40 km | | | | | | | | | | | | | | | | | | | | | | | | | | | | | |
| ✓ | ✓ | | G0321A | Up to 2.7G 1550 nm 80 km SFP | SFP | | | | | | | | 1550 nm, SM, 80 km | | | | | | | | | | | | | | | | | | | | | | | | | | | | | |
| ✓ | ✓ | | G0328A | 1G/2G/4G FC 850 nm SFP | SFP | | | | | | | | 850 nm, MM, 0.5 km | | | | | | | | | | | | | | | | | | | | | | | | | | | | | |
| ✓ | ✓ | | G0322A | 1G/2G/4G FC 1310 nm SFP | SFP | | | | | | | | 1310 nm, SM, 10 km | | | | | | | | | | | | | | | | | | | | | | | | | | | | | |
| ✓ | ✓ | | G0323A | 1G/2G/4G FC 1550 nm SFP | SFP | | | | | | | | 1550 nm, SM, 40 km | | | | | | | | | | | | | | | | | | | | | | | | | | | | | |
| ✓ | ✓ | | G0356A | 8G FC/10G SR 850 nm SFP+ | SFP+ | | | | | | | | | | | | | | | | | | | | | | | | | | | | | | | | | | | | | |
| | ✓ | ✓ | G0359A | 40G SR4 850 nm QSFP+ | QSFP+ | | | | | | | | | | | | | | | | | | | | | | | | | | | | | | | | | | | | | |
| | ✓ | ✓ | G0334A | 40G LR4 1310 nm QSFP+ | QSFP+ | | | | | | | | | | | | | | | | | | | | | | | | | | | | | | | | | | | | | |
| | ✓ | | G0335A | 40G LR4 1310 nm CFP | CFP | | | | | | | | | | | | | | | | | | | | | | | | | | | | | | | | | | | | | |
| | ✓ | | G0336A | 40G FR 1550 nm CFP | CFP | | | | | | | | | | | | | | | | | | | | | | | | | | | | | | | | | | | | | |
| | ✓ | | G0337A | 100G LR4 1310 nm CFP | CFP | | | | | | | | | | | | | | | | | | | | | | | | | | | | | | | | | | | | | |
| | | ✓ | G0338A | 100G LR4 1310 nm CFP2 | CFP2 | | | | | | | | | | | | | | | | | | | | | | | | | | | | | | | | | | | | | |
| | | ✓ | G0339A | 100G 850 nm CXP | CXP | | | | | | | | | | | | | | | | | | | | | | | | | | | | | | | | | | | | | |
| | | ✓ | Z2048A* | CFP2-QSFP28 Adaptor with G0366A | CFP2 (QSFP28) | | | | | | | | | | | | | | | | | | | | | | | | | | | | | | | | | | | | | |
| | | ✓ | Z2046A* | CFP2-QSFP28 Adaptor with G0364A | CFP2 (QSFP28) | | | | | | | | | | | | | | | | | | | | | | | | | | | | | | | | | | | | | |
| | | ✓ | Z2047A* | CFP2-QSFP28 Adaptor with G0365A | CFP2 (QSFP28) | | | | | | | | | | | | | | | | | | | | | | | | | | | | | | | | | | | | | |

*: Set of QSFP28 optical modules and CFP2-QSFP28 conversion adapters. See page 34 for details of G0364A, G0365A, and G0366A.

Optical Transceivers Specification

| Model/Order No. | Description (Approx. Distance) | Max. Input Power | Input Sensitivity | Input Wavelength | Output Power | Output Wavelength | Loop Back |
|---|--|---------------------|----------------------|--|---|--|------------|
| G0332A 100M FX 1310 nm MM SFP | 10GBASE - FX 1310 nm multi mode (2 km) | -14 dBm | -31 dBm | 1270 nm to 1600 nm | -20 to -15 dBm | 1280 nm to 1380 nm | OK |
| G0329A 10G LR 1310 nm SFP+ | 10GBASE - LR 1310 nm single mode (10 km) | +0.5 dBm | -14 dBm | 1260 nm to 1355 nm | -8.2 to +0.5 dBm | 1260 nm to 1355 nm | OK |
| G0315A 10G LR/LW 1310 nm SFP+ | 10GBASE - LR 1310 nm single mode (10 km) | +0.5 dBm | -14.4 dBm | 1260 nm to 1565 nm | -6 to -1 dBm | 1290 nm to 1330 nm | OK |
| G0316A 10G ER/EW 1550 nm 40 km SFP+ | 10GBASE - ER 1550 nm single mode (40 km) | -1 dBm | -15.8 dBm | 1260 nm to 1565 nm | -3 to +3 dBm | 1530 nm to 1560 nm | >4 dB ATT |
| G0318A 10G ZR/ZW 1550 nm 80 km SFP+ | 10GBASE - ER 1550 nm single mode (80 km) | -8 dBm | -22 dBm | 1260 nm to 1565 nm | 0 to +5 dBm | 1525 nm to 1565 nm | >13 dB ATT |
| G0319A Up to 2.7G 1310 nm 15 km SFP | STM-1/4/16 short haul 1310 nm single mode (15 km) | 0 dBm | -18 dBm | 1270 nm to 1580 nm | -5 to 0 dBm | 1260 nm to 1360 nm | OK |
| G0320A Up to 2.7G 1310 nm 40 km SFP | STM-1/4/16 long haul 1310 nm single mode (40 km) | -9 dBm | -27 dBm | 1270 nm to 1580 nm | -2 to +3 dBm | 1280 nm to 1335 nm | >12 dB ATT |
| G0321A Up to 2.7G 1550 nm 80 km SFP | STM-1/4/16 long haul 1550 nm single mode (80 km) | -9 dBm | -28 dBm | 1270 nm to 1580 nm | -2 to +3 dBm | 1500 nm to 1580 nm | >12 dB ATT |
| G0328A 1G/2G/4G FC 850 nm SFP | 1GFC, 2GFC, 4GFC 850 nm multi mode (0.5 km) | -3 dBm | -15 dBm | 830 nm to 860 nm | -9 to 0 dBm | 830 nm to 860 nm | >3 dB ATT |
| G0322A 1G/2G/4G FC 1310 nm SFP | 1GFC, 2GFC, 4GFC 1310 nm single mode (10 km) | -3 dBm | -18 dBm | 1260 nm to 1360 nm | -8 to 0 dBm | 1260 nm to 1360 nm | >3 dB ATT |
| G0323A 1G/2G/4G FC 1550 nm SFP | 1GFC, 2GFC, 4GFC 1550 nm single mode (40 km) | -3 dBm | -18 dBm | 1470 nm to 1600 nm | 0 to +5 dBm | 1510 nm to 1590 nm | >8 dB ATT |
| G0356A 8G FC/10G SR 850 nm SFP+ | 8GFC, 10GFC, 10GBASE - SR 850 nm multi mode (0.3 km) | -1 dBm | -11.1 dBm | 840 nm to 860 nm | -7.3 to -1.0 dBm | 840 nm to 860 nm | OK |
| G0359A 40G SR4 850 nm QSFP+ | 40GBASE - SR4 850 nm multi mode (0.1 km) | +2.4 dBm (per Lane) | -9.9 dBm | 840 nm to 860 nm | -8 to +2.4 dBm | 840 nm to 860 nm | OK |
| G0334A 40G LR4 1310 nm QSFP+ | 40G Ethernet/OTN 1310 nm single mode (10 km) | +2.3 dBm (per Lane) | -11.5 dBm (per Lane) | 1264.5 nm to 1277.5 nm 1284.5 nm to 1297.5 nm 1304.5 nm to 1317.5 nm 1324.5 nm to 1337.5 nm | +8.3 dBm (max.) (Total) -2 to +2.3 dBm (per Lane) | 1264.5 nm to 1277.5 nm 1284.5 nm to 1297.5 nm 1304.5 nm to 1317.5 nm 1324.5 nm to 1337.5 nm | OK |
| G0335A 40G LR4 1310 nm CFP | 40G Ethernet/OTN 1310 nm single mode (10 km) | +2.3 dBm (per Lane) | -11.1 dBm (per Lane) | 1264.5 nm to 1277.5 nm 1284.5 nm to 1297.5 nm 1304.5 nm to 1317.5 nm 1324.5 nm to 1337.5 nm | +8.3 dBm (max.) (Total) -2 to +2.3 dBm (per Lane) | 1264.5 nm to 1277.5 nm 1284.5 nm to 1297.5 nm 1304.5 nm to 1317.5 nm 1324.5 nm to 1337.5 nm | OK |
| G0336A 40G FR 1550 nm CFP | 40G SDH/OTN 1550 nm single mode (2 km) | +3 dBm (per Lane) | -6 dBm | 1530 nm to 1565 nm | 0 to +3 dBm | 1530 nm to 1565 nm | OK |
| G0337A 100G LR4 1310 nm CFP | 100G Ethernet/OTN 1310 nm single mode (10 km) | +4.5 dBm (per Lane) | -10.3 dBm (per Lane) | 1294.53 nm to 1296.59 nm 1299.02 nm to 1301.09 nm 1303.54 nm to 1305.63 nm 1308.09 nm to 1310.19 nm | +8.9 dBm (max.) (Total) -2.9 to +2.9 dBm (per Lane) | 1294.53 nm to 1296.59 nm 1299.02 nm to 1301.09 nm 1303.54 nm to 1305.63 nm 1308.09 nm to 1310.19 nm | OK |
| G0338A 100G LR4 1310 nm CFP2 | 100G Ethernet/OTN 1310 nm single mode (10 km) | +4.5 dBm (per Lane) | -10.3 dBm (per Lane) | 1294.53 nm to 1296.59 nm 1299.02 nm to 1301.09 nm 1303.54 nm to 1305.63 nm 1308.09 nm to 1310.19 nm | +8.9 dBm (max.) (Total) -2.9 to +2.9 dBm (per Lane) | 1294.53 nm to 1296.59 nm 1299.02 nm to 1301.09 nm 1303.54 nm to 1305.63 nm 1308.09 nm to 1310.19 nm | OK |
| G0339A 100G 850 nm CXP | 100G Ethernet 850 nm multi mode (0.1 km) | +2.4 dBm (per Lane) | -9.5 dBm (per Lane) | 840 nm to 860 nm | +8.9 dBm (max.) (Total) -7.6 to +2.4 dBm (per Lane) | 840 nm to 860 nm | OK |
| G0366A 100G BASE-SR4 QSFP28 | 100G Ethernet 850 nm multi mode (0.1 km) | +2.4 dBm (per Lane) | -9.9 dBm (per Lane) | 840 nm to 860 nm | +8.9 dBm (max.) (Total) -9.1 to +2.4 dBm (per Lane) | 840 nm to 860 nm | OK |
| G0364A 100G BASE-LR4 QSFP28 | 100G Ethernet 1310 nm single mode (10 km) | +4.5 dBm (per Lane) | -8.6 dBm (per Lane) | 1294.53 nm to 1296.59 nm 1299.02 nm to 1301.09 nm 1303.54 nm to 1305.63 nm 1308.09 nm to 1310.19 nm | +10.5 dBm (max.) (Total) -4.3 to +4.5 dBm (per Lane) | 1294.53 nm to 1296.59 nm 1299.02 nm to 1301.09 nm 1303.54 nm to 1305.63 nm 1308.09 nm to 1310.19 nm | OK |
| G0365A 100G LR4 Dual Rate 1310 nm QSFP28 | 100G Ethernet /OTN 1310 nm single mode (10 km) | +4 dBm (per Lane) | -8.4 dBm (per Lane) | 1294.53 nm to 1296.59 nm 1299.02 nm to 1301.09 nm 1303.54 nm to 1305.63 nm 1308.09 nm to 1310.19 nm | +10 dBm (max.) (Total) -0.6 to +4 dBm (per Lane) | 1294.53 nm to 1296.59 nm 1299.02 nm to 1301.09 nm 1303.54 nm to 1305.63 nm 1308.09 nm to 1310.19 nm | OK |
| G0369A 100G LR4 Dual Rate 1310 nm CFP4 | 100G Ethernet /OTN 1310 nm single mode (10 km) | +4.5 dBm (per Lane) | -8.6 dBm (per Lane) | 1294.53 nm to 1296.59 nm 1299.02 nm to 1301.09 nm 1303.54 nm to 1305.63 nm 1308.09 nm to 1310.19 nm | +10.5 dBm (max.) (Total) -4.3 to +4.5 dBm (per Lane) | 1294.53 nm to 1296.59 nm 1299.02 nm to 1301.09 nm 1303.54 nm to 1305.63 nm 1308.09 nm to 1310.19 nm | OK |



ООО «4ТЕСТ»

Телефон: +7 (499) 685-4444

info@4test.ru

www.4test.ru